



**AVOOR
FILES:**

ESCALATION!

**KNIFE, PEPPER SPRAY,
TASER ... PISTOL**

AMERICAN

HANDGUN

**A NEW SHERIFF
IN TOWN!**

**ROSSI RM66
WHEELGUN**

.357

**REVISITING THE
.41 SPECIAL**



WIN
**WALTHER ARMS
POP F-SERIES 3.5"
PISTOL PACKAGE**

**BEAST MODE:
HK MK 23**

**CUSTOM 1911s:
IN EVERY
CALIBER**

**SINGLE SHOT!
VINTAGE
CONTENDERS**

**KNOW-HOW:
SHOOTING FAST
TRAINING FOR CHAOS
WHAT YOUR GUN CAN TEACH YOU
SIMPLE PROGRESSIVE RELOADING**

JANUARY/FEBRUARY 2024



SAVAGE 1911 GOVT

THE FIVE VIRTUES OF MASTERY

NITRIDE COATED TITANIUM FIRING PIN

FORGED STAINLESS STEEL FRAME AND SLIDE

AMBIDEXTROUS SLIDE LOCK SAFETY

EJECTION PORT LOWERED & FLARED

VZ G10 GRIPS

1911 GOVT STYLE

 **SAVAGE**[®]

AMERICAN STRONG



SAVAGEARMS.COM



MC2[®] PISTOLS

OPTIC-READY. CARRY-READY.



**MC2c[®]
Compact**
14+1/16+1 Capacity



**MC2sc[®]
Micro-Compact**
11+1/14+1 Capacity

Built for comfortable everyday carry with slim double stack magazines and a host of premium features such as optic-ready slides for easy direct mounting of micro dot optics, MC2 pistols can help provide peace of mind when you need it most.

Mossberg – Makers of dependable, hardworking firearms for more than a century.

LEARN MORE AT [MOSSBERG.COM](https://www.mossberg.com)

MOSSBERG[®]
SINCE 1919



SCAN CODE FOR
MORE INFO



SAFETY TIP: Store firearms securely, inaccessible to children and unauthorized users.

Consult and comply with any and all applicable federal, state, and local laws, regulations, requirements, and/or restrictions, including but not limited to those regarding the purchase, ownership, use, transport, and carrying of a firearm. Not all products are available in all states or jurisdictions.

AMERICAN HANDGUNNER

Cover Photo:
Rob Jones/The Imagesmith, LLC

2024

Volume 49 • Number 1 • Issue 285

JANUARY/FEBRUARY



FEATURES

24 GUNCRANK DIARIES

Number Two WILL DABBS, MD

32 THE BLACK BART COLT

A Masterpiece In Steel And Ivory ALAN GARBERS

36 ROSSI USA RM66 .357 REVOLVER

A New Sheriff In Town! The Rossi RM66 .357 Wheelgun FRANK JARDIM

42 THE HK MK 23 OHWS

The Crew-Served Handgun WILL DABBS, MD

46 YOUR GUN SPEAKS

What Can It Teach You? CLAYTON WALKER

50 BETTER BY THE DOZEN

The Many Calibers Of The 1911 GREG DERR

54 AIN'T SEEN A RANSOM REST IN A GUNFIGHT

Range Quirks That Matter JEREMY D. CLOUGH

56 60 YEARS STRONG!

The Buck 110 Still Rules The Roost PAT COVERT

58 THE LAST RIDE OF THE DALTON GANG

Two Banks, Too Long, Four Dead WILL DABBS, MD

COVER STORY





DEPARTMENTS

16 PISTOLSMITHING

Inside A Pistolsmith's Brain GREG DERR

18 SHOOTING IRON

COLT'S SAA 2nd Generation MIKE "DUKE" VENTURINO

20 BETTER SHOOTING

Fast Shooting DAVE ANDERSON

26 HANDGUN HUNTING

Rifle Scopes On Handguns? MARK HAMPTON

28 MAKE READY

Training For Absolute Chaos JAMES QUEISNER

30 HANDLOADING

Progressive For the Uncomplicated LINDSEY BERTOMEN

62 THE SIXGUNNER

Revisiting The .41 Special JOHN TAFFIN

66 GUNNYSACK

Infinity Defense Targets, Breakthrough Technologies Suppressor Cleaner, Simtek StealthALERT Sensor and Northern Precision 10mm Sabre Star Bullets
TOM McHALE & LINDSEY BERTOMEN



COLUMNS

8 SPEAK OUT

14 VANTAGE POINT

Danger: Guns And Sudafed

TOM McHALE

22 COP TALK

The Handguns Of The Texas Rangers

MASSAD AYOOB

67 AYOOB FILES

Escalation! Knife, Pepper Spray, TASER, Pistol

MASSAD AYOOB

73 GUN RIGHTS


The Rise and Fall Of Gun Controllers

ALAN KORWIN

74 THE INSIDER

Single Shot Shooters ... Vintage Contenders

ROY HUNTINGTON



RESOURCES

60 HANDGUN GIVEAWAY

65 CUSTOM CORNER

70 NEW PRODUCTS

DELANO AMAGUIN

72 AD INDEX



WIN HANDGUN OF THE MONTH 60



WALTHER ARMS
PDP F-SERIES 3.5"
TOTAL VALUE: \$969 PISTOL PACKAGE

VISIT US AT AMERICANHANDGUNNER.COM FOR MORE CONTENT



AMERICAN HANDGUNNER® (ISSN 0145-4250) is published bi-monthly by Publishers' Development Corp., 225 West Valley Parkway, Ste. 100, Escondido, CA 92025. One year subscription (six issues) \$19.75; for Canadian and international subscriptions, remit \$37.75. Periodical postage paid at San Diego, CA 92128 and additional mailing offices. **SUBSCRIPTIONS:** For questions related to your magazine subscription, or to change your address (include old address with new) call (866) 820-4045, email subs@americanhandgunner.com or write *American Handgunner*, P.O. Box 460100, Escondido, CA 92046. **CONTRIBUTORS** submitting manuscripts, photographs or drawings do so at their own risk. Material cannot be returned unless accompanied by sufficient postage. **PAYMENT** will be made at rates current at time of publication and will cover reproduction in any or all *American Handgunner* editions. **ADVERTISING RATES** furnished on request. **REPRODUCTION** or use of any portion of this magazine in any manner, without written permission is prohibited. All rights reserved. Title to this publication passes to subscriber only on delivery to his/her address. The opinions and recommendations expressed by individual authors within this magazine are not necessarily those of Publishers' Development Corporation. **POSTMASTER:** Send address changes to *American Handgunner*, P.O. Box 460100, Escondido, CA 92046. Copyright © 2023 by Publishers' Development Corporation.

STORE YOUR FIREARMS RESPONSIBLY





CERBERUS

NON-LETHAL VISUAL DISRUPTOR



EVOLUTION OF THE MILITARY LASER DAZZLER, AVAILABLE FOR
LAW ENFORCEMENT, FED AGENCIES, SECURITY, & SELF DEFENSE
STEAL THEIR VISION, STOP SUSPECTS WITHOUT SHOOTING

CIVILIAN WARFIGHTER
SIMPLY THE BEST FIREARM LIGHT IN THE WORLD
WWW.CIVILIANWARFIGHTER.COM

Powered by Wolff!



For over 50 years Wolff has been the name you trust for precision gunsprings

- Recoil Springs
- Magazine Springs
- Hammer Springs
- Firing Pin Springs
- Other Springs
- Performance Kits

For hundreds of Semi-Auto Pistols, Revolvers, Rifles and Shotguns.

w.c. Wolff company
GUNSPRINGMAKERS

P.O.Box 458, Dept. 381, Newtown Square, PA 19073
Toll-Free at 800-545-0077 or 610-359-9600
www.gunsprings.com

Like oil in your car, springs need to be changed from time to time.

Isn't it time to make sure your gun is **Powered by Wolff!**

AMERICAN HANDGUNNER

SINCE 1976

CORPORATE OFFICERS

Randy Moldé • Marjorie Young
Amy von Rosen

EDITOR Tom McHale

ASSOCIATE EDITOR Jazz Jimenez

DESIGN DIRECTOR Lisa Tsonetokoy

CIRCULATION/PRODUCTION DIRECTOR Heather Arnold

WEBSITE MANAGER Lorinda Massey

DIGITAL CONTENT EDITOR Ashley McGee

STAFF PHOTOGRAPHER Joe Novelozo

EDITORIAL REVIEW Consol Torres

SPECIAL PROJECTS EDITOR Roy Huntington

CONTRIBUTING EDITORS

Mike "Duke" Venturino • Jeff "Tank" Hoover
John Taffin • Mark Hampton • Patrick Covert
Greg Derr • Massad Ayoob • Dave Anderson
Will Dabbs, MD • Alan Korwin

FIELD EDITORS

Jeremy Clough • Frank Jardim
Lindsey Bertomen • Dave Workman



FMG PUBLICATIONS

AMERICAN HANDGUNNER

AMERICANHANDGUNNER.COM

EDITOR: Tom McHale

GUNS
MAGAZINE

GUNSMAGAZINE.COM

EDITOR: Brent T. Wheat

AMERICAN COP

AMERICANCOP.COM

EDITOR: Erick Gelhaus

SHOOTING INDUSTRY

SHOOTINGINDUSTRY.COM

EDITOR: Jade Moldae



SPECIAL EDITIONS

FMGPUBLICATIONS.COM

EDITOR: Tom McHale

CUSTOMER SERVICE

AMERICANHANDGUNNER.COM

SUBSCRIPTION SERVICES

(866) 820-4045

EXPRESS SERVICE: americanhandgunner.com (click "contacts")

Email: subs@americanhandgunner.com

PRODUCTION

Heather Arnold • Email: heather.arnold@fmghq.com

NATIONAL AD SALES

NORTH EAST Amy Tanguay • amy.tanguay@fmghq.com

SOUTH EAST Tom Vorel • tom.vorel@fmghq.com

WEST Delano Amaguin • delano.amaguin@fmghq.com

ONLINE TRAFFIC MANAGER

Lori Robbins • Email: lori.robbins@fmghq.com



PRODUCED IN THE U.S.A.

RUGER[®]

MARK IV[™]



Mark IV[™] 22/45[™] Lite
with Clear Anodized Finish



Standard



Target



Hunter



Competition



Tactical



22/45[™]



22/45[™] Tactical

In 1949, Bill Ruger introduced the Standard Pistol to the American shooter. Representing an outstanding value, this iconic pistol gave up nothing in performance and features. Since then, the design has been continuously improved with the Mark I, II, III and IV. Now, all models of the Mark IV feature a simple, one-button takedown for quick and easy field-stripping and proper chamber-to-muzzle cleaning. Simply pressing a button in the back of the frame allows the barrel-receiver assembly to tilt up and off the grip frame without the use of tools.



Caliber



Capacity



LEARN
MORE



The acquisition, ownership, possession and use of firearms are heavily regulated. Some models may not be legally available in your state or locale. Whatever your purpose for lawfully acquiring a firearm – know the law, get trained and shoot safely.



THE OOPS STILL HURTS

I am sure I am late to the party, but I just had to write. Your cover blurb for the May/June 2023 issue and the headline of the article on the Executive Taurus revolver erroneously labeled it as a 586, not an 856. A reminder: SW has the 586. If you need a proofreader ...

Your magazine is 99%; little things like this just show the human side.

Thanks,
Bob Buffa

Thkans! We fgjuerd uot we tarnspsoed nmubres rihgt afre it wsa too ltae to fxi. —TM



Smart Guns

The article about so-called smart guns, "Inevitability is Inevitable" (*Vantage Point*) in your Sept/Oct issue contains the following sentence:

"I'll bet you 50 bazillion dollars there will be a massive push for universal adoption — a mandate — as soon as viable smart guns hit the market."

Well, there's no need to speculate, let alone wager, when it comes to what anti-freedom politicians may do once that inevitability comes to pass. The perpetually Democrat-controlled NJ State Legislature, with Senator Loretta Weinberg leading the charge, saw fit to pass just such a bill way back in 2002!

The law would have triggered (excuse the pun) a mandate that all gun stores in the state sell exclusively smart guns once just one viable example came to market. It has since been cynically repealed because the anti-Second Amendment crew realized no freedom-loving firearm designer or company was going to develop and market

FROM 17 HMR TO 50 BMG
- OVER 75 SIZES AND STYLES -
FOR THE PERFECT CARTRIDGE FIT

MTM CASE-GARD™
QUALITY SHOOTING SPORTS ACCESSORIES
MTMCASE-GARD.COM

MADE IN THE USA

a smart gun with that kind of threat hanging over their head. But we can be certain such proposals are already drafted and waiting for politicians to introduce when they feel it is the right moment to do so.

Stay vigilant!
Jason Spych

You may be underestimating the ingenuity of dedicated shooters. I installed defeats for the Federal government's "auto-start" mandated feature. I replaced the chip the Feds can use to track cars' driving data. I installed software on my Android phone to block ads and tracking via apps and games. And, when I want to make my cell phone invisible to snoops or apps that want my location, I put it into a handy RF blocker bag. The other aspect of any government edict for smart guns is that older guns (a quarter billion +/- of them) will suddenly be more valuable, and a cottage industry to defeat smart gun technology will spring up. Question: In the middle of the night, when your home is being invaded, will you reach for a "smart" gun or one that you know will work under almost any circumstances?

B.D.

The day is coming when not only will guns be matched to owners, but guns will be turned off when a person's social credit score drops too low. Police officers and armed service personnel will have guns activated by central command. And if things continue as they are now, no man will have a working gun, bank account or house key if they're not wearing lipstick, a mini-skirt and a Baphomet tattoo.

Richard

Solomon got it right — There is nothing new under the sun (Ecclesiastes 1:9). As I read Tom McHale's fine *Vantage Point* article in the Sept/Oct '23 issue, I had to smile. Nearly five decades ago (mid-'70s), a company named Magna-Trigger offered a conversion system for double-action revolvers that blocked the firing mechanism, only allowing the gun to fire by use of a special magnetic ring worn on the shooter's hand(s). [Note: Most knowledgeable officers/shooters wore a ring on both hands in case weak-hand shooting became necessary.] In theory, it was a great idea, but never gained widespread acceptance.

J. Cropper

Mr. McHale's timely piece on "smart" guns should be required reading in public schools. In my



HOME | FIELD | RANGE

HIT MORE TARGETS. HAVE MORE FUN. SHOOT HIVIZ.

HIVIZ® sights combine the brightest LitePipes with the most rugged frames to give you shooting success where you need it most. Hit what you are aiming at and have more fun!

SEE WHAT YOU'VE BEEN MISSING
HIVIZ®
SHOOTING SYSTEMS

LEARN MORE AT
HIVIZSIGHTS.COM



The Spartan-George "Raider" Dagger

WWW.SPARTANBLADESUSA.COM • 910-757-0035



[spartanblades1](https://www.instagram.com/spartanblades1)

SEE WHAT'S NEW AT
GUNSMAGAZINE.COM

BURGER CANES
distinguished craftsmanship
Est. 1987

Renowned world-wide for our quality range of sword canes, custom canes, hiking staffs & country canes.

Custom hand engraving options available on titanium handle

Best grade hand engraving & 24K gold inlay

Stainless Damascus

eMail: info@swordcane.com
www.swordcane.com

STRONG HANDS SHOOT STRAIGHT

The fastest route to a stronger grip

IRONMIND®
www.ironmind.com

Free Ron Avery Grip Training for Shooters booklet with any order, keycode AH-RA10.

SPEAK OUT

humble opinion, “smart” guns will never be inevitable for just the reasons pointed out by the esteemed editor. Additionally, I struggle to ascertain the target (hmm) market for these devices. Thus far, only three states, California, Maryland and Massachusetts, all bastions of liberty, have put forth any legislative efforts to implement these restrictions.

I certainly applaud publishing this article, but I have great hopes “smart” firearms will not be inevitably inevitable.

Allan Owen

Please allow me to preach to the choir just a bit here. Your article “Smart Guns,” Sept/Oct 2023, talks of several problems and the ultimate inevitability of “Smart” AKA Biometric guns. In a moment of dubious logic, I purchased a Biometric gun safe to store my carry and home defense pistol. When I attempt to access my pistol for dry-fire practice, the safe access device only picks up my fingerprint about half the time. Sometimes, despite repeated attempts, I am forced to get my key for the safe to open it.

Hal Hansen

I read your column with great interest and great concern. You need look no farther than your own late-model car/truck for reasons to be concerned. A couple of cases in point: cruise control that shuts itself off on a sunny day with no traffic in sight. The dealer “thinks” it could be caused by bright flashes of light from an oncoming car’s windshield. Same situation, different car: The dealer “thinks” the cruise control may be reading the barrier on the outside of the turn as an oncoming vehicle. And lastly, a “key-less” start system that works only when it wants to. The dealer does not have an answer for that one.

My point is if these things can happen on products that are made by the millions, what will the result be when they are incorporated into items like firearms that will only be made in relatively small numbers? Remember, the arms manufacturers will never have the money and engineering clout the automakers have.

Gene Brooks

Teachable Moment

You missed a “teachable moment” in your Nov/Dec 2023 issue in *Speak Out* in a letter from Mr. John Fuechtenkord.

Mr. Fuechtenkord, who lives in Germany, expressed dismay with U.S. immigration laws in that he is unable to move to the United States to enjoy the fruits of the 2nd Amendment.

Here’s the teachable moment: Simply advise Mr. Fuechtenkord to travel to Mexico and wade across the Rio Grande River into the U.S. along with a couple of million other migrants. Problem solved. I promise to sponsor Mr. Fuechtenkord when he gets here. (I always liked Germany, anyway.)

Best wishes,
Tony Vanchieri

Fighting Back

A reader sent this letter to the Bank of America. Perhaps we should all do more voting with our wallets and, most importantly, take the time to tell the company exactly why they are no longer getting our business. —TM

Mr. Brian T. Moynihan
Chairman & Chief Executive Officer
Bank of America Corporation
Dear Mr. Moynihan:

I have closed my accounts with Bank of America after more than 30 years as your customer. My reason for doing so was your ongoing hostility toward the Second Amendment.

Companies such as yours are incorporated for the purpose of generating profits for their shareholders. I remind you that purchasing and owning firearms, ammunition, and related accessories is completely legal — whether you like it or not. A corporation is a financial intermediary. If its shareholders wish to advocate for (or against) gun control, abortion, or any other cause they feel strongly about, they are free to do so. Your job is to make money for them, and your taking political positions should be limited to those issues directly affecting your business ... in your case, banking laws and regulations. It really isn’t good business to alienate roughly half your customer base by getting involved in social controversies. What I’m saying, in short, is “stick to the knitting.”

Sincerely,
John

(Last name removed for privacy reasons.
—TM)

Gun Rights

Alan Korwin’s *Gun Rights* article’s theme in the Nov/Dec 2023 issue of *American Handgunner* is long overdue. When I was in a Constitutional Law class during college, I asked, “What happens to a police officer if he or she lies on the stand or plants evidence?” The professor advised the class the evidence would be thrown out of court.

But the results to the officer were dependent upon the department's own rules and regulations, and most of the time, nothing would happen.

I found the system not properly self-correcting during my 30-year police career until near the end when 42 U.S.C. Section 1983 began to be utilized to hold officers who lie in court accountable.

I've always felt any Mayor, Governor, or President who signed local, state, or federal legislation later to be found unconstitutional should be removed from office immediately upon the U.S. Supreme Court decision.

Korwin's suggestion of a Simple Infringement misdemeanor and an Aggravated Infringement Felony is an idea whose time has come.

Steve Tracy

Regarding the excellent article in your Nov/Dec issue of *Handgunner* by Alan Korwin, "We're Overdue For Aggravated Infringement Laws" has a quote: "The fatal flaw — no teeth — must be corrected." This sparked an idea as to how we should deal with Constitutional Law. The spark is teeth. I say, let's take this a step further and somehow (some attorney back me on this) turn some of our Constitutional civil law into criminal law. Could or should this be considered in light of how today's politicians are seemingly ignoring our Constitution? I say, why not give the greatest document for a civil society some teeth?

Bruce Clark

Fair And Balanced

As is the case in life, most likely, you will always hear from a dissatisfied customer. Instead, I would like to actually offer up some much-deserved praise in this instance. I just received the Nov/Dec issue and read it from cover to cover in two days. I would have to say this was a most balanced issue! It had a nice balance of semi-auto and revolver coverage. While I own both types, my heart lies with the revolver.

Mike "Duke" Venturino's article on rimless cartridge use in a revolver was spot-on. While I read over and over the discussion for the need of moon clips and single-action ejector rods, I just knew that at any minute, Duke would mention the Charter Arms Pit Bull series of revolvers. Chambered in 9mm, .40 and .45 ACP, they have a unique star extractor that will shuck out those empty casings much like they were a rimmed cartridge.

Clayton Walker's article on the venerable .32 was also interesting and well-written. I have been considering expanding into .32 territory, and as soon as primers become available

XS INLINE REAR SIGHT TOOL FOR GLOCK PISTOLS

DIY SERIES™

50% LESS FORCE
REQUIRED TO INSTALL THAN STANDARD PUSHERS

SIMPLY RUGGED HOLSTERS, LLC

(928) 227-0432
www.simplyrugged.com

Magna-port INTERNATIONAL, INC. **Pro-port**

AMERICAN HANDGUNNER'S GUILD

- Reduce Recoil
- Reduce Muzzle Jump
- Quality Porting Since 1971

41302 Executive Dr. Harrison Twp. MI 48045-1306
Ph: (586) 469-6727 Fax (586) 469-0425
Email: email@magnaport.com
www.magnaport.com

MAG-NA-BRAKE™

ORDER BACK ARTICLES!
WWW.AMERICANHANDGUNNER.COM

SPEAK OUT

again, I may just take that journey. What kindled my interest in that caliber was the introduction of the .327 Federal Magnum a few years ago. I was thinking that a nice 4" revolver and a lever-action carbine chambered for that round would be the ideal small-to-medium game pairing for light cover hunting!

Now if Rossi, Marlin/Ruger, or Henry would just think about chambering a lever gun carbine that accepts .32 H&R/.327 Fed Mag, then I would surely venture over to the .32 world!

Brad Hancock

Thanks, Brad. We actually try to be diligent in terms of covering a variety of semis, wheelguns and "others" as warranted, as well as both pricey and affordable guns. It's fun to look sometimes, but we also like to be able to afford some of the guns that grace the cover. —TM

FBI Backflips

Dr. Dabbs nicely articulates the rationale for empty chamber carry. Some very serious firearm experts,

the Israelis, agree with him. While empty-chamber carry does nothing to enhance concealability, and while it diminishes the already low capacity of a micro pistol, for folks such as Dr. Dabbs who carry a striker-fired pistol without a manual safety in a holster without security features, empty-chamber materially reduces the risk of unintended discharge. Certainly, if you are an FBI agent who enjoys doing backflips on the dancefloor, an empty chamber makes good sense. An empty chamber is also more comfortable for persons new to carrying concealed, who may lack confidence in their draw stroke or who are nervous about appendix carry.

And while I personally carry my P365 in a holster with a loaded chamber and a manual safety engaged, I confess that I keep my larger bedside gun's chamber empty to give me one more opportunity to become fully awake while consciously "charging" my gun.

Jeff Sourbeer

Walk The Talk America

I've recently begun seeing ads in various gun magazines for Walk the Talk America (WTTA) and was vaguely suspicious and curious to know more. I did some quick online research and discov-

ered it was founded by Michael Sodini, current president of Eagle Imports, Inc. That definitely added credibility to his organization. As I read his story and learned more about his motivation, I began to understand the need for someone with his level of credibility to begin to bridge the gap between the gun industry and the mental health community. It's long past time to find new solutions and avoid the endless cycle of unproductive finger-pointing following every tragic event. I'm guessing others have the same questions I had about WTTA and would encourage you to do an interview with him for publication.

James Schafer

Large Frames

I wanted to thank Mike "Duke" Venturino for his most informative articles over the years, but most especially the Nov/Dec 2023 issue about large-frame S&W revolvers.

I have yearned for an S&W Triple Lock for over 40 years but never saw a clear explanation of just what the third lock actually was. Everything I've ever read mentioned a third lock but never made a clear explanation of just how it worked. I assumed it was on the Cylinder yoke and possibly had a spring-mounted ball that fitted into a depression in the frame. Boy, was I wrong!



American made 1911 parts for the novice or professional handgunner. Build or update your 1911 with the best stocked tools and parts, at the best prices.

FEATURED PRODUCTS!



www.1911parts.com

tech@1911parts.com
520-678-2768

In his article, Mike showed a 4th Model Hand Ejector with the caption, "The small nubbin at the front of the cylinder's frame is the third lock that gives rise to the nickname 'triplelock.'"

About 30 years ago, I was in a gun shop in Fresno, Calif. and saw a very scruffy, large-frame S&W revolver. The bluing was very patchy and looked in pretty bad condition. I was allowed to open the gun up and examine the interior workings. I found it looked and felt almost new, the 6½" barrel was very good, and it was chambered for .45 Colt. Because I was backpacking quite a bit then, I felt I needed a large bore packing pistol, so I bought it for \$100. I then had the barrel cut to 5" and used it on many back-country hikes.

Yesterday, I opened my desk drawer and pulled out the old pistol. It's a triplelock S&W! It wasn't much of a collector's item when I bought it, and it certainly is not now, but I feel good to have a bit of history. Thanks, Mike!

Thor Ronlake

Artificial Intelligence

Enjoyed the story on AI writing skills (*Insider Online/Web*). It seems to reflect more on the silly, distorted internet world than anything else. I thought it was great that the hero could play a symphony in

five notes with his SAA. I think your jobs are safe from this threat, at least for a while. It is probably good that Skynet doesn't know much about guns yet.

It was a dark and stormy night ...

Joe

Would most people be able to tell the difference? Except for a dozen or so good writers, most of the internet and junk magazine writers are awful about three things: poor writing, ignorance of the facts, and willingness to overlook negatives. The guys leading forums are usually poor by allowing any sort of opinions, errors or misinformation to be posted as helpful and mostly accurate.

You do know that AI programs, in general, reflect the numb-brain leftist politics of the AI developers. Surprise!

Give me the old, wrinkle-faced guys anytime.

Bruce Woods

The problem is not that AI can write. The problem is so many human "authors" can't. On TV, we see they have again pulled out script 17 and swapped genders, inserted some sex and profanity, added a sexually confused character and called it a new story. Newspapers haven't

written anything new about guns and crime for 50 years. "Guns bad." Gotcha.

Even the lesser gun magazines are not exempt. Another Cut n Paste article about the latest plastic outer shell for a GLOCK clone ... Ho hum.

Handgunner and company are special not because they have access to different guns but because they have actual Real Guy writers who can write. Tank's article about Rocky Balboa is an example. I suggest the movie stood out precisely because it was written by a Real Guy. Not a humanoid version of AI.

David Smith

Those Nagant Revolvers

I bought one, never shot it, and gave it to my son. LOL.

Richard Kelley

AMERICAN HANDGUNNER® welcomes letters to the editor. We reserve the right to edit all published letters for clarity and length. Due to the volume of mail, we are unable to individually answer your letters or email. In sending a letter to *Handgunner*, you agree to provide Publishers' Development Corp. such copyright as is required for publishing and redistributing the contents of your letter in any format. Send your letters to *Speak Out, American Handgunner*, P.O. Box 460100, Escondido, CA 92046; americanhandgunner.com; e-mail: editor@americanhandgunner.com.

Check out AmericanHandgunner.com to enter the Gun Giveaway, enjoy our thousands of online articles, videos, digital editions, novice, women and new shooters articles, and lots more — and it's all updated daily!



SOLID FRAME - TRAK TEXTURE - 9MM

SFT9

+ LIGHTRAIL

Durable, Dependable, and Concealable with Rock Solid Reliability. The SFT9 is Now Available with a Lightrail Option for Enhanced Versatility.

Caliber **9mm** | Capacity **15 Rounds** | Barrel Length **4.25 in**

Black DLC Finish on Slide

Wide Cocking Serrations

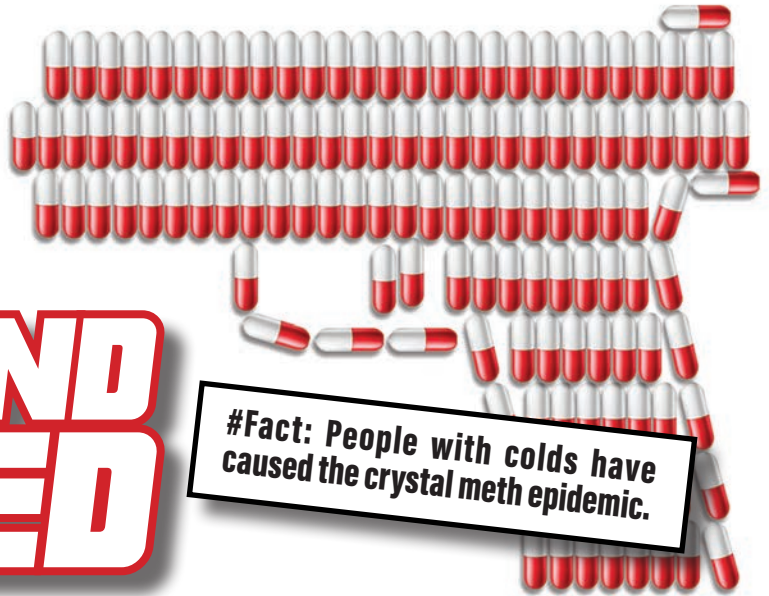
Lightrail Compatible

Scan to learn more or visit WILSONCOMBAT.COM

WILSON COMBAT



DANGER GUNS AND SUDAFED



#Fact: People with colds have caused the crystal meth epidemic.

No need to worry, though. Our government does a bang-up job of regulating things, so we've got the problem under control. I know this to be a fact because the system caught me trying to defeat the controls put in place for my own good.

You see, I recently had a whopper of a cold, so I went to my local grocery store pharmacy to pick up some Sudafed. I wanted a box of the 12-hour for daytime use, say 8 a.m. to 8 p.m. and a box of the four-hour version for the evenings. The stuff keeps me awake, so I had little interest in popping another 12-hour tablet before bedtime. I figured the four-hour would wear off by midnight, giving me a chance at some decent sleep.

Thankfully, the mandatory and comprehensive federal background check system caught me, clearly a criminal in the making, for trying to buy too much cold medicine. Apparently, the sum total of milligrams of some ephedrine, something or other, exceeded the amount Uncle Sam had determined I might need. My purchase was rejected, and I had to stick with just a box of 12-hour booger dryer-upper. Tough noogies for slowing the snot in the evening hours. Hey, we all have to make sacrifices for the good of the country, right?

At this point, you may be wondering why I think you might care about my nasal cavity issues. You should, and here's why.

Crystal Meth

Sorry, we're not going to publish a recipe here, and I don't know how to make the stuff anyway, but apparently,

if you take a few thousand boxes of Sudafed and other cold medicines and distill them down, you use the underlying chemicals in there to make meth. That's enough detail for our mission here to make a serious point about gun control, so stay with me.

Anyway, back in 1999, before all this started, the CDC reported 608 deaths from methamphetamine use. Remember this number for a minute.

Problem Solved

To combat the growing crystal meth problem, the jackweasels in Washington decided to target people ... with colds. You heard me right. The Combat Methamphetamine Act was passed in 2005 to put Sudafed and other cold medicines back behind the counter and established a federal "background check" system to limit and record all sales involving cold medicine containing the effective-on-boogers pseudoephedrine.

By doing this, when you feel miserable, you now need to dutifully show your license to the pharmacist so they can enter your credentials into the background check and purchase registration system. If you've had too many colds or, heaven forbid, want both 12- and 4-hour versions of Sudafed, you can no longer make a purchase, at least not until the next 30-day permission cycle.

At Least it Worked ...

Or did it? By targeting people like you and me, the government did succeed in making it harder for criminals to buy Sudafed from pharmacies. Did it stop or even slow the problem?

Nope. In fact, the problem increased approximately 50-fold between 1999 and 2021. Yes, you read that right. The methamphetamine overdose problem is now 50 TIMES WORSE than it was in 1999, even with all these new federal background checks. The number of meth-related deaths increased from 608 in 1999 to a whopping 32,527 in 2021. And as we all know, the problem continues to grow exponentially.

This is no surprise to anyone. Criminals don't care about laws like this. They care about making money, so they figured out how to source pseudoephedrine in far greater quantities than they could ever dream of getting from Walgreens and CVS. Now, it comes in by truck and boatload from Mexico and China.

Sound Familiar?

The reason for this little diversion into pharmaceuticals is to create a depressingly accurate analogy. By targeting sick people to combat crime, the government not only made it harder for ill people to buy medicine; they didn't accomplish a single thing to reduce the meth problem. In fact, it's now 50 times worse since the magical government solution.

If you're paying attention, this sounds really familiar, doesn't it? The current talk in political circles centers on implementing universal background checks for any transaction involving a gun. Many of these proposed laws even apply to a short-term loan. Technically speaking, in some

states, when at the range with a friend, you wouldn't be able to hand them your gun and say, "Here, try mine."

You and I both know the only people affected by more background checks are law-abiding citizens. Criminals with the mental desire to commit robbery, rape and murder aren't concerned with such things. Can you really picture Joe Home Invader buying a pistol on the street after filling out a form for the guy selling stolen guns out of his trunk?


So, like the Sudafed debacle, all this background check noise will accomplish nothing more than politicians giving themselves a pat on the back while making life more difficult for people who follow laws. It's never been about reducing crime. It's always about making it harder and harder and harder to own guns in this country.

Ask the Question

The next time someone lectures you about background checks, raise this innocent question. "Oh, so the idea is to solve violence, kind of like we solved the crystal



meth epidemic, right? Can you walk me through that so I understand?" Ideally, do this with a straight face so they eventually see the fallacy in their own argument. Of course, you can ask guiding questions like, "So, how much did we impact the overdose problem? I'm not sure I've seen that figure..." If all else fails, you might have to interject the data point that the problem is 50 times worse since we implemented "universal background checks."

Oh, one last thing. The good news in all this is we have a new replacement cold medicine, available over the counter, called phenylephrine, which is the primary ingredient in most of the "new and improved" stuffy nose medications. In tests, it's still not proven itself to work any better than placebos. So, you have, once again, the federal government to thank for taking decisive but ineffective action. 

LIGHT, COMPACT, & DEPENDABLE

THE NAA .22 SHORT

Introducing the NAA .22 Short, a revolutionary firearm that combines unparalleled portability with uncompromising performance. As the world's smallest and lightest five-shot mini-revolver, this remarkable weapon is designed to fit in the palm of your hand, giving you the freedom to carry it with ease wherever you go.

Crafted with meticulous attention to detail, the NAA .22 Short is a testament to exceptional engineering. Every component is carefully selected and manufactured to ensure flawless operation, delivering reliable performance when you need it most.



PISTOLSMITH'S BRAIN



The front end of some classic 1911 Colt bullseye guns built for accuracy by masters.

From top: Shockey, Jim Clark and John Giles with his slide-to-frame accurizer.



A colorful magwell by EGW for the new Springfield Armory Prodigy.



My Filing System

I respect my files; they're indispensable in my shop. That's why I take such great care of them. Most people would just say "meh." But any machinist, tool and die maker will tell you that files can be as vital to a project as any tool or cutter.

Some of my files I've had for over 10 years. There are a few reasons they can last long. One is I keep them clean; this keeps them sharp. In my shop, files cut in only one direction, which is the right way. When I was in junior high, my shop teacher, Mr. Woods, would not let us near a machine until we mastered the use of hand tools like the file. I learned to chalk each file to prevent chip loading and how to clean the file and prevent rust. Today, a good Italian-made file like Grobet or U.S.-made Nicholson can run close to \$50, more if it's custom like a checkering file. I must have 50 files in all shapes and sizes, as well as tooth patterns.

For pistol work, I use them for opening up a sight dovetail, cutting a thousandth, cutting a part to fit a project, or checkering. Using a file effectively takes practice. One tip is to use either chalk or soapstone to fill the file's grooves. This prevents material from sticking to the file, particularly with soft non-ferrous metals like aluminum, brass and gold. Once used, I card my files clean with a brass brush, then oil them to prevent rust. I store my files individually so they won't nick each other.

Back To The Future

Sometimes I feel lucky to work on "relics" that other smiths turn away. Not that they're rust buckets; it's just that they were built at a time most younger smiths can't appreciate. Guns built by Giles, Shockey, Kart, Clark and King seem to always find a

way to my bench. I'm amazed at the work these smiths, among others, did before I was born — and with little in the way of today's machinery and welding equipment. Some of the innovation is used today by manufacturers with little or no recognition or credit.

I had an early Clark 1911 on the bench last week. This gun was converted from .38 Super to .38 Special for NRA Bullseye competitions. It was done in 1952. The barrel was bored out of the lug/chamber area and sleeved with a new bore. A small feed ramp was silver soldered into the frame, which was set in a pocket on the bottom of the barrel. This method later showed up in the Colt Mid-Range NM production guns. John Giles made lightweight hammers from factory pieces to reduce "lock time." Shockey made these really oversized barrel bushings in an effort to minimize tolerances for more accuracy. The Giles barrel positioning tabs are welded into the slide for better lock-up.

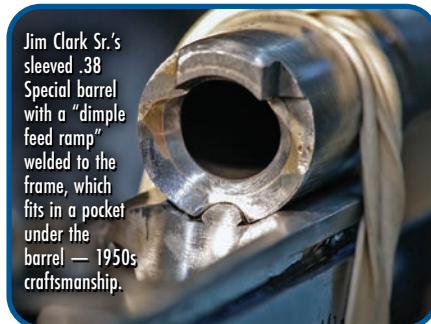
And just when I think I've seen it all, something new shows up, like a unique slide-locking system by Giles that orients the slide to the frame at the front of the dust cover area. I think this is for consistent lock-up. Much of this work looks odd and out of place, but it was about accuracy, not looks. Building a gun that wins national championships was the goal, looks were secondary.

A Splash Of Added Color

Unique is good. In handguns, it's usually the grips getting the unique treatment. Why not add some color to spice up your range gun? For a while, some of the top aftermarket parts manufacturers have added colors to their line of parts. Apex Tactical has had S&W M&P triggers in red, purple and blue for a while. Now, CZ offers the Shadow Model CZ75 with orange or blue grips and mag base pads.

With the popularity of the Springfield Armory Prodigy, Evolution Gun Works has jumped into the color game. They are offering limited "sprint" runs of magwells for the platform in blue and soon, other colors. The magwell simply slips on the polymer frame and attaches with a newly provided mainspring housing pin. I'm sure colored magazine base pads are in the works somewhere. It's only a matter of time before whole guns are manufactured in bright colors, kinda like '70s vintage cars. But remember, like a tuxedo, black never goes out of style. 

For more info: MSCDirect.com (Nicholson files), EGWGuns.com (Prodigy Magwells), Brownells.com (checkering files)



Jim Clark Sr.'s sleeved .38 Special barrel with a "dimple feed ramp" welded to the frame, which fits in a pocket under the barrel — 1950s craftsmanship.



Some of Greg's working files along with a brass brush to clean the chip and chalk between the steel files' teeth.



Pure Staccato,
Just Smaller.



STACCATO  CS

BUILT FOR
HEROES
MADE IN 

STACCATO2011.COM



COLT'S SAA 2ND GENERATION

A 2nd Generation Colt .45 Buntline with 12" barrel (top) and 4¾".



A .45 with custom-made fancy walnut grips (bottom).

Last issue (Nov/Dec 2023), we discussed the 1st Generation Colt SAAs. Now, let's move on to the 2nd Generation models.

Colt never envisioned bringing the SAA back post World War II, although some were assembled from parts and sold in the late 1940s. What resurrected the SAA was television. So many Western programs appeared that by the mid-1950s, Colt realized the big single action would be profitable once again. Consider this: In 1939, the suggested retail price of a stock SAA was \$39.50. When the 2nd Generation ones appeared in 1956, the price was \$125 and Colt was backordered by the huge demand.

WHAT'S NEW?

Not too much changed between the 1st and 2nd Generation. Barrel length and finish options remained basically the same as did interchangeability for most parts. Many early 2nd Generation SAAs were fitted with left-over 1st Generation hammers on which cone-shaped firing pins were solidly fixed. When those ran out, new hammers had bottle-shaped firing pins with some looseness. Except for special orders, grips were checkered hard rubber.

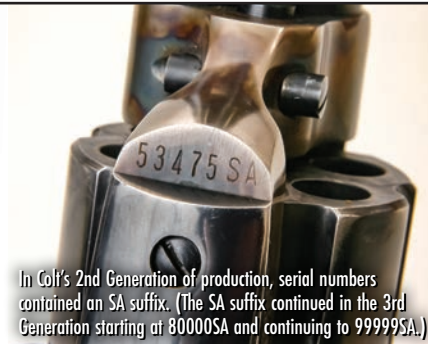
For the first time starting in 1957, a 12" barrel length was cataloged as the Buntline. Furthermore, a total of 503 Sheriff's Model .45s wore 3" barrels. In 1956, introductory calibers were .38 Special and .45 Colt. In 1958, the .44 Special was added, and in 1960 so was the .357 Magnum. By 1963, the .38 Special was dropped. The .44 Special got the ax in 1966. These are interesting

facts; no .44 Specials came with 4¾" barrels, and all 12" Buntlines and Sheriff's Models were .45 Colt.

According to the book *Colt's SAA Post War Models* by George Garton, during 2nd Generation production, a total of 10,951 SAAs were chambered for .38 Special, 15,821 for .357 Magnum, only 2,073 for .44 Special and 38,794 .45 Colts were made.

Among 2nd Generation production, there were two genres of single actions made different from stock SAAs. One will be slightly touched upon here, and another not at all. The latter are target-sighted New Frontiers, which deserve a work devoted solely to them. The first genre is commemoratives. Colt put out a passel of those in the 1960s and early 1970s, and in general, they fell flat. Mostly, they were considered too gaudy by serious Colt fans.

The exceptions for me are the 1873-1973 PEACEMAKER CENTENNIALS, which actually didn't make it to dealers until about 1975. These SAAs were built precisely as the ones made in the 1870s. Those chambered as .45s duplicated



In Colt's 2nd Generation of production, serial numbers contained an SA suffix. (The SA suffix continued in the 3rd Generation starting at 80000SA and continuing to 99999SA.)

the military version, but .44-40s were fully nickel-plated. That was right down to very thin sights, fixed firing pins on hammers, one-piece wood grips on .45s and hard rubber eagle type on .44-40s. Their only commemorative feature was the 1873-1973 PEACEMAKER CENTENNIAL logo on the left sides of .45 barrels and right sides of .44 barrels. The .44s even had the acid-etched COLT FRONTIER SIX SHOOTER on the left side of the barrel and tiny ".44 C.F." on the rear of the trigger guard. Only 2,002 of each caliber were made. I have a pair of each, and for traditionalists, they are some of the finest SAAs.

END OF THE ERA

Production of 2nd Generation SAAs ceased in 1974, but this time, Colt meant to return the gun again after retooling and also making some engineering changes to lower manufacturing costs. So, let's settle some confusion about serial numbers. In the 1st Generation, only numbers were used starting with #1. To differentiate between 1st and 2nd Generation when the SAA returned in 1956, serial numbers started over but had four digits followed by an SA suffix. The 2nd Generation ended numbers at about 74000SA. (Exact numbers are hard to pin down, considering commemoratives had their own serial numbers.)

My first Colt of the 2nd Generation came in 1968. It was a .45. My second came in 1970 and was a .357 Magnum, and



Colt's 2nd Generation standard production was made in only four chamberings. From left, the .357 Magnum, .38 Special, .44 Special and .45 Colt.

my third was purchased in 1971. It was a .38 Special. Now get this: I didn't manage to land a 2nd Generation .44 Special until 2018. Of the several dozen Colts I've owned made between 1956 and 1974, there has not yet been one of questionable quality. Evidently, I'm not the only one who feels that way because today's prices for good quality 2nd Generation SAAs start at about 15 to 20 times their 1956 price. And they go up from there based on factors including the rarity of chambering or special lots like Buntlines and Sheriff's Models.

47 Years of Satisfying Customers Worldwide

NC Ordnance, Inc.

27 Years of User Friendly Website

View and Order at WWW.GUNGRIP.COM with Exact size line drawings



Accurate Reproduction of Rare and Famous Roper Style Grips with Signature Ribbon Checkering



S+W K-L Frame Square Butt in
Claro Walnut ROP42CW \$295.00
Rosewood ROP42RW\$295.00



S+W K-L Frame Round Butt in
Claro Walnut ROP42RCW \$295.00
Rosewood ROP42RRW\$295.00



S+W N Frame Round Butt in
Claro Walnut ROP44RCW ...\$295.00
Rosewood ROP44RRW ...\$295.00



S+W N Frame Square Butt in
Claro Walnut ROP44CW\$295.00
Rosewood ROP44RW ...\$295.00

Colt Special Checkered Grips



CSCDA - Colt DA 1892-1903 Revolver
Checkered ...\$295.00



CSC1903-08 - Colt 1903-08 Hammerless,
Scalloped border with Diamonds ...\$320.00



CSC1909 - Colt 1909 Square Butt
(1917 Shooting Master) ...\$320.00



CSC1909USMC - Colt 1909USMC
Round Butt ...\$295.00



CSC1917 - Colt 1917 w/Scalloped
Border w/Diamonds ...\$320.00

Combat and Target Grips



KCR18CM - Colt Python Rosewood
Grips w/ Raised Checkering ...\$245.00



CAT19TCM - Colt Python
Tigerwood Grips w/Finger
Grooves, Open back ...\$195.00



CPR2020RWM - Colt Python
Rosewood Grips, Smooth
Gold Colt Medallions ...\$235.00



ZBC44RM - S+W N Frame
Round Butt ZebraWood Grips
w/S+W Medallions ...\$200.00



GAC42RM = S+W K-L Frame
Round Butt Goncolo Alves
Grips w/S+W Medallions ...\$235.00

Alaskan Dall Sheep Horn



DSHSA - Colt SA Alaskan
Dall Sheep Horn
Grips\$825.00



DSH10 - Colt 1911 .45 Auto Alaskan
Dall Sheep Horn Grips ...\$525.00



DSH25 - Colt Python Alaskan
Dall Sheep Horn Grips ...\$800.00



FWI12 - Colt 1903-08 Hammerless Auto
.32 + .380 Fossilized Walrus Ivory Grips ...\$395.00



FWI50 - Ruger Vaquero XR3-RED Revolver
Fossilized Walrus Ivory Grips ...\$650.00



C173- 1873 Pietta SA / Uberti
1873 SA Cattleman / EMF
GWIII Heritage Big Bore ...\$45.00



G174/G174V Pietta 1873 SA,
Checkered w/ Eagle ...\$45.00



G175/G175V Pietta 1873 SA,
Full Checkering ...\$45.00



G173 Pietta 1873 SA, Goncolo Alves
Smooth Grips ...\$115.00



KCR173 Pietta 1873 SA, Cocobolo
Rosewood, Smooth Grips ...\$115.00



CB50 - Ruger XR3-RED Vaquero +
Blackhawk Ivory-Like
Barked Grips ...\$55.00



S77 - Ruger Speed Six
Stag-Like Grips ...\$55.00



J87 - Pietta 1858 Remington
Reproduction JIG Bone Grips ...\$55.00



RJBH117 - Hawks Western Marshall
Reproduction Buffalo Horn Grips ...\$50.00



Over 3000 Grips and Buttplates in Stock for Same Day Shipping

NC Ordnance Inc. PO Box 3254, Wilson, NC 27895

Phone: 252-237-2440 Fax: 252-243-9846

\$7.00 Postage - 100% Satisfaction Guaranteed - 30 Page Catalog \$5.00

This .44 Magnum snubby from the S&W Performance Center is another example of a handgun not well adapted to high-speed shooting, but one shot is usually enough!



FAST

Long ago, I had a summer job working with a survey crew. A local library had several classic shooting books, notably Ed McGivern's *Fast and Fancy Revolver Shooting*. I read it end to end, no mean feat as McGivern was one of the worst writers to ever pick up a pen.

I regaled my co-workers with some of his achievements, notably the feat of firing five shots in 2/5 of a second. Any shred of credibility I had was gone forever. The crew laughed until they about fell down, and by the end of summer, I was heartily sick of the phrase "two-fifths."

I wish I could find those doubters and show them a video of what a really fast shooter can do. McGivern went to a lot of expense to have constructed the best time measurement clocks to back up his claims. To put things in perspective, time starts with the first shot, so reaction time is not a factor. In firing five shots in 2/5 (or 0.400) seconds, there are four "breaks" between shots, each of 1/10 (0.100) seconds. Not many can achieve such speed, but it is certainly within human capability.

Fast shooting is a matter of both equipment and technique. Guns with heavy recoil and substantial muzzle rise take longer to return to target after each shot. Compensators reduce muzzle rise, and help get back on target more quickly. Gun weight, cartridge power, grip shape, barrel height above the hand — all these things matter.

It's useful to think in terms of recoil management rather than recoil control. Certainly, minimizing muzzle rise is important, but in terms of speed between shots, it is critical for the gun to return to its original position, ready to fire the next shot. As the shot breaks and the muzzle lifts in recoil, the shooter lets the trigger move forward to reset the sear, then takes up the slack. If the grip is correct, the gun tracks back to its original position; by the time it gets there, the trigger should be reset and prepped, and as the sights come back on target, the next shot breaks immediately. The shooter needs to incorporate several skills.



Consistent grip returns the gun on target immediately after recoil; at the same time, the trigger finger moves forward to reset, then back to take up trigger slack. The next shot is fired without delay as the sights come back on target.

SPEED SKILLS

One skill is the ability to keep your eyes open as the gun fires. Sounds simple, but few shooters can do it. Most shooters subconsciously blink just as the gun fires. Don't believe me? Set a video camera downrange and to the side, focused on your face, and fire a string of shots. Very often, the blink is perfectly synchronized with the shots.


Another skill is a grip on the gun that is solid and consistent. It's tough to go really fast if the gun shifts in your grip, needing adjustment after each shot. Here is where it gets tricky, though. A full-strength death grip results in locking up the entire hand. The trigger finger has to remain flexible in order to move fast. The grip has to be strong enough to keep the gun from shifting but not so rigid as to limit the movement of the trigger finger.

Strength matters as long as it does not come at the expense of flexibility. The best fast shooters I know have strong wrists and forearms. But I believe muscle tone is equally important. Tone can be achieved by squeezing a grip squeezer or small rubber ball regularly.

A third skill is to recognize a sight picture acceptable for the shot required. It doesn't need to be perfect; it needs to be acceptable.

Finally, the shooter has to develop trigger control, pressing the trigger straight back without imparting movement to the gun, then releasing trigger pressure to let the trigger reset. In his book, McGivern says "balks" always come on the forward movement of the trigger finger when the shooter doesn't let the trigger reset.

The "Bill Drill," developed by Bill Wilson, is one of the best drills I know of for improving speed and accuracy. Face an IPSC target at seven yards.



The bullet has just exited the muzzle of this Nighthawk .45. Thanks to the grip shape and low bore axis, muzzle jump is minimal.

Using an electronic timer, at the beep, draw and fire six "A-zone" hits on target. The objective is a time under two seconds; if the hits are not all A's, the string doesn't count. This presupposes a pistol of medium recoil (9mm, .38 Super, .45 ACP) and an open-top belt holster. Anyone who can do it from a security holster or with a full-power .44 Magnum is too good for this world!



HOLOSUN

SEIZE YOUR COMPETITIVE ADVANTAGE



— INTRODUCING THE GROUNDBREAKING —

507 COMPETITION

The all new Holosun 507 Competition optic is the ultimate solution for the most demanding of competitive shooters. With a large 1.1" x 0.87" objective lens and the Competition Reticle System (CRS) featuring a 2 MOA dot, 8 MOA ring, 20 MOA ring, and 32 MOA ring, this optic delivers unparalleled performance and versatility.

The durable 7075 T6 aluminum housing uses the 507C optic footprint and its up to 50,000-hours of battery life make it a reliable and long-lasting choice for any shooter. Whether you're a professional shooter or a dedicated enthusiast, the new Holosun 507 Competition optic will give you the tools needed to conquer the competition!

LEARN MORE AT [HOLOSUN.COM](https://www.holosun.com)

GOING BACK: 45 TO 9 TO ... 45



Tim Gramins' Wilson Combat CQB Elite .45.

A cop who became famous for switching to a 9mm with 145 rounds on his person after a gunfight returns to a .45.

In 2008, Tim Gramins of the Skokie, Illinois Police Department engaged in a one-on-one gunfight with a heavily armed robber. It lasted for almost a full minute, during which 54 shots were fired: 21 by the would-be cop-killer from an S&W 5906 9mm and a Bersa .380 and 33 by Gramins from his GLOCK 21. He put fourteen 230-grain .45 caliber Speer Gold Dots into his opponent, and the man was still trying to murder him when Gramins steadied down and carefully aimed three shots into the man's head. Two of them smashed the thug's maxilla-facial structure before Gramins' final bullet reached the brain, ending the fight. Prior hits had struck heart, lungs and kidney, but the opponent had remained up and running — a mortally wounded opponent who "didn't know he was dead yet."

Having ended the fight with only a few rounds left, Tim changed hardware and became famous as "the cop who carries 146 rounds on duty." He went to a GLOCK 17 with 17+1 rounds of 124-grain Gold Dot 9mm +P, three more 17-round magazines in a Safariland triple pouch, a couple of 33-round mags attached to his body armor, and another 10+1 in his backup G26.

Back To The .45

Gramins is now Commander of SPD's Professional Standards unit, encompassing training as well as internal affairs and related functions. Preparing for his

retirement and working on re-introducing the single-stack 1911 as an option for his agency, Tim Gramins now trains with and carries a Wilson Combat CQB pistol with 8+1 rounds of .45 ACP.

"When I raise a 1911, it's simply always there, right where I need it to be," he says. "It feels like an extension of me. It's the most accurate platform I've ever shot."

Why Lower Capacity?

Going into his 29th year on the job and seeing retirement on the horizon, he realizes he's going to have to deal with magazine capacity limits. The anti-gunners Illinois legislature temporarily compromised on a 15-round limit and he knows they'll be pushing for a 10-round limit in the future and, under the current governor, are likely to get it. Once retired, he'll be carrying either under an Illinois permit or the Law Enforcement Officer Safety Act, but both are subject to state law restrictions.

Says Gramins, "Capacity is obviously a huge issue for me, but if restricted, obviously a .45 makes sense. I love to shoot 9mm and .45 ACP, but .40, not so much. And I know what a .45 can do in a self-defense shooting."

As for the Wilson Combat CQB Elite, Tim replies, "I think it's simply the best 1911 .45 out there ... When I ordered the new Wilson CQB Elite, I specified a light rail. I have a Streamlight TLR-8A on it, white light and a laser. The white light for obvious reasons, and the laser because it's so helpful when you're working with one hand holding a ballistic shield." Moreover, SPD has authorized pistols like the Staccato for duty, with a special training program, and as an instructor, Commander Gramins needs a 1911-style pistol to stay proficient on the platform.

Uniformed Carry

When Tim is in uniform, he still wears a 9mm GLOCK, a G45, with plenty of ammo. The Wilson .45 will be his retirement gun, and he also trains with it regularly to assist his officers who choose to transition to that platform. It



Tim Gramins with his WC .45 and gear. One can never have too many good magazines.

currently rides in a Kydex scabbard by Gunfighters Inc. A Phlster belt mounted floodlight when he utilizes a SureFire X300 weapon light and a Phlster Enigma when he needs deeper concealment. He notes, "The flat 1911 profile is more comfortable when I carry appendix, and the manual safety is reassuring when you stick it down the front of your pants." An 8-round Wilson magazine lives in the pistol with one more 230-grain Gold Dot in the chamber and two spare 10-round mags on the belt.

As we've seen in the past with others, it was magazine restriction laws that drove Tim Gramins back to the .45. If you must have fewer cartridges, bigger bullets make sense. Tim's nearly three decades in law enforcement in violent Chicagoland made him realize law-breakers who disregard felonies will certainly blow off misdemeanors and prosecutors will plea bargain away things like "illegal magazines" from the get-go, leaving retired cops — and law-abiding armed citizens — the only ones with reduced ammo capacity.

What changes opinions and practices in self-defense firearms is changing threat situations. As we see more multiple-assailant attacks and things of this nature, higher capacity becomes more relevant to the Good Guys and Gals, the only ones who actually obey the capacity restrictions born in empty political symbolism.



Gramins carries his .45 with two spare magazines alongside his radio.

QUALITY <<<

EAA CORP

>>> MEETS FIREPOWER

MC1911 SERIES 10MM

G GIRSAN



EAA & Girsan collaborated to bring the firepower and terminal ballistics of the 10mm cartridge to the MC1911 Series, prioritizing top-notch fit and finish, excellent balance, a smooth trigger, and remarkable shot-to-shot accuracy at an affordable price.



IT'S YOUR RIGHT TO BEAR ARMS. IT'S YOUR RESPONSIBILITY TO ABIDE BY THE LAW

EAA CORP.COM



The AH-1S Cobra gunship was the U.S. Army's Big Stick in this particular ghastly hellhole.

NUMBER 2

Mike was the first of my comrades to “see the elephant.” This term has nebulous origins, but in martial parlance, it means to have experienced war. In the 3rd Century BC, the Macedonians defeated the elephant-borne troops of King Porus at the Battle of Hydaspes. For Alexander’s Pezhetairoi and Hoplites, this was a seminal event.

The famed Carthaginian General Hannibal Barca was one of the most adroit military commanders in human history. He famously crossed the Alps with his militarized pachyderms during the Second Punic War. This represented a rude introduction to elephantry for many Roman Legionnaires in the service of the Republic. Veterans returned home with wild tales of mighty warriors riding astride these massive, strange beasts. Nowadays, if you’ve seen the elephant, that means you’ve made it through your first combat tour. Mike called when he got back in town, and we met at a local pizza joint to get reacquainted over a Coke.

Boredom And Terror

We caught up on the obligatory family stuff. We were all fairly newly married, and the enigma of children and fatherhood was a common pending mystery. Additionally, there is an ethereal brotherhood borne of corporate suffering. Though we hailed from disparate parts of the country, ours was a kinship most deep.

Old soldiers embrace war with a reluctance borne of experience and wisdom. Young soldiers invariably crave it. As he was the first of many from our motley mob, I was curious regarding his impressions brought back from his time downrange.

Mike was a gun pilot who had deployed to this particular ghastly cesspool as part of a multinational peacekeeping mission. As is so often the case, good intentions launch such endeavors while raw, overwhelming firepower ends them. Politicians seem to take into account every variable save the innately fallen nature of man. It is then left to the soldiers to sort through the details.



Will kept a copy of the U.S. Constitution in his helmet bag on deployments. In these uncertain times, the country desperately needs idealistic young patriots like Mike.

The mission had grown invariably tedious. Mike would fly his gunship out to some hover hole or sit inert on the ready pad until they hit bingo fuel or passed the duty off to the next crew. Then they’d pack it in for hot showers and some chow. Repeat as necessary. Then, one day, they got the call.

There were friendly troops in contact, and the earth pigs needed the big stick. Nothing was terribly far away in this tidy corner of hell, so Mike and his wingman were on station in short order. What they found was unfettered chaos replete with friendly casualties, well-armed insurgents, and rampant confusion. Mike spotted a Bad Guy with an RPG, slewed his gun around, and killed the man before he had time to think.

The appearance of American helicopter gunships is a reliable deal breaker in many of your less well-funded war zones, so the insurgents melted away to sow their rampant discord another day. Mike circled over the site of his recent engagement, paying particular attention to the human being he had just torn asunder. The guy had been wearing a brightly-colored shirt that stood in stark contrast to the dirt, gore, and detritus that characterized his recent violent demise.

And The Next ...


Mike felt introspective on the trip home. That evening, he struggled not to fixate on the surreal nature of the day. He kept thinking the guy whose life he had taken undoubtedly had a mother and a family, maybe even kids. The dude had been shooting at Amer-

ican troops, and the kill was unquestionably righteous. However, the gravitas of what he had done robbed him of sleep regardless.

He said number two was the toughest. He knew the way it would make him feel and developed a certain foreboding as a result. When the time came to take human life a second time, he almost hesitated. Then Mike dropped his eyes to his sweating soft drink, paused for a moment, and looked back up with a smile, saying, “It got nothing but easier from there.”

Eventually, Mike got to the point where he could whack insurgents with impunity. His machine gave him a distance both physical and emotional, and that distance made killing both abstract and palatable. The fact the Bad Guys were bloodthirsty psychopaths didn’t hurt, either.

From the terminus of WWII until the end of the Cold War, the United States spent enough on defense to raze and rebuild every manmade structure in North America. It is in our nature to destroy ourselves. Such has been made most lamentably manifest since Cain’s first unfortunate fratricide.

Innocence is such a fragile thing. Once lost it can never again be regained. However, as a nation, we desperately need guys like Mike. Though really just souped-up teenagers, it is warriors, not diplomats, who stand between civilization and the darkness. 

Get more Guncrank free every Friday. Subscribe here: AmericanHandgunner.com/guncrank/

RAPID FORCE™

Taq-STRAP™

INTEGRATED TOURNIQUET



THE FIRST-EVER WEARABLE, CARE-UNDER-FIRE INTEGRATED TOURNIQUET STRAP!

Life-Saving Design

The Taq-Strap Integrated Tourniquet replaces your standard holster strap with a pre-positioned tourniquet that can stop a femoral bleed within five seconds from the point of injury while still keeping your holster fastened to your leg. The Taq-Strap does not require any additional equipment and can be worn as a stand-alone product with the included belt strap.

Intuitive Application

Utilizing the same battle-proven ratcheting technology found in M2 Inc's TCCC approved R.M.T, the Taq-Strap is simple and can be applied with one hand, even when blind and covered in contaminants.

Universal Compatibility

The Taq-Strap replaces any 1.5" strap found in the most common tactical equipment and pouches, including gas mask bags, IFAKS, and holster plates of various brands.

Quick-Release Mechanism

This integrated tourniquet sits on top of your thighs and can be applied post-blast without visuals or assistance, making it invaluable in scenarios like IED explosions, aircraft mishaps, and catastrophic collisions.




RIFLE SCOPES ON HANDGUNS?

This Anschutz Exemplar in 22 LR is fitted with an Arken EPL-4, 4-16x rifle scope. The combination provides superb accuracy — a squirrel's worst nightmare.



The other day, while at the shooting range wringing out the accuracy potential in an Anschutz Exemplar, I had a fellow shooter come up and initiate a conversation. He asked, “You have a rifle scope on a handgun?” It’s not the first time I’ve fielded this question. Mounting a rifle scope on a handgun is not new or revolutionary. There are benefits — in certain circumstances — but there are also aspects to consider. Before you rush out and mount a rifle scope on your T/C 45-70, please continue reading.

Mark was using a Leupold VX-3, 4.5-14x rifle scope on his Nosler pistol in 6.5 Creedmoor to take this antelope.



While shooting competition and preparing for hunting season, Mark is using a rifle scope on a 6BR where shots on steel went beyond 400 yards. His head is backed away to prevent scope warts.

WHY?

This discussion is not directly intended around revolvers or semi-autos but rather single-shot handguns such as T/C Contender or Encore, Nosler, H-S Precision, XP-100 and other models. There are valid reasons behind mounting a rifle scope instead of a long-eye relief handgun scope. Simply put, I can see better! In the above situation, I wanted to determine the accuracy possible from the Anschutz 22 LR from 100 yards and beyond. I was using an Arken EPL-4, 4-16x44mm FFP scope. This can be accomplished

much better with a good rifle scope with higher magnification. Shooting a rimfire, you can get a full field of view in the rifle scope without worrying about getting an eye socket cratered.

Long-range competition from a variety of disciplines, such as PRS matches and many other forms of competition shooting, has driven scope manufacturers to develop and provide many features on today’s rifle optics. Even demanding hunters who frequently are challenged with long pokes for critters such as antelope, Coues deer, sheep and especially varmints are searching for optics to accommodate their needs and spe-

cific applications. Due to this demand, scope manufacturers offer a plethora of options in rifle scopes, such as First Focal Plane, zero stop, a wide variety of reticle options, and more.

Handgun scopes, on the other hand, are vastly limited in features and options. In the big scheme of things, handgun scopes pale in comparison to rifle scopes. Don’t misinterpret, I’m not knocking handgun scopes. I use them all the time — but they don’t provide the hunter with as many options compared to rifle scopes. I completely understand the business concept — there are a lot more people buying rifle scopes.


RIFLE SCOPES NORMALIZED

During the past few weeks, I have participated in three different handgun competitions. These handgun-exclusive matches entailed a variety of shooting applications, including rimfire games to long-range steel and paper targets with centerfire cartridges. Where permitted, most competitors were using rifle scopes on their .22 LR handguns — shooting out to 200 yards. In the long-range steel shooting, where cartridges ranged from 6BR to .308 Win, most everyone was shooting with a rifle scope. At another match, the long-range MOA Shoot in Sundance, Wyo., every shooter was using a rifle scope, and some of those chaps were shooting cartridges such as 6.5x284 and even a 7 WSM. While all of this revolved around competition shooting, many of these competitors will be heading to the field this fall hunting with a single-shot handgun fitted with a rifle scope. During these three competition events, I've observed over 100 participants shooting rifle scopes on single-shot handguns.

There are a couple of serious considerations before fitting a single-shot handgun with a rifle scope. First, recoil is obviously a factor. The rimfire presents no issues, but when moving up to centerfire cartridges, proper technique is paramount. An effective muzzle brake is your friend

— and fortunately, we have many great choices available. Yes, I've heard it 1,000 times: Muzzle brakes are loud. We should wear hearing protection at all times when shooting, even when hunting, regardless of brake or not. An effective muzzle brake reduces muzzle rise and lessens felt recoil. I often hunt with an H-S Precision handgun in .270 WSM, and it is amazing how the muzzle brake allows me to shoot with a rifle scope.

Experienced shooters will look through the scope and find their target. Then back their head away from the optic. When doing so, you will lose a full field of view and be looking through a donut hole. The outer edge of your view will be black. As long as you keep the crosshairs centered in the "donut hole," the shot will not be distorted. This keeps your eye far enough away from the optic to eliminate getting a bleeding gash above your eyebrow. There are variables to keep in mind. How much recoil does your gun generate? How effective is the muzzle brake? Are you far enough away from the scope?

If your hunting is limited to short-range opportunities, a rifle scope will provide no benefit. Shooting prairie dogs at 300 yards, antelope in wide open spaces, or a big white-tail buck across the bean field, a rifle scope may  enhance your success.



At least Pierre knows he's safe with the sight of **CHAMBERSNAKE™**... and fortunately for him it's just a Big Government exercise... and why our 2nd Amendment Rights are so important to our FREEDOM & Safety!



CHAMBERSNAKE.COM
Your Gun Guardian



Force-on-force training with Simunition guns will get your blood flowing and provide valuable training for the chaos of a real encounter. Image: Michael Bordon (AfterActionAZ.com)

TRAINING FOR ABSOLUTE CHAOS

So, you have bought your concealed carry pistol, taken your CCW class, and now you're ready for a deadly force encounter. But are you? Do you think you have an idea of what that encounter is going to look like?

WHAT IT MIGHT, AND WON'T BE LIKE

TV and movie fight scenes, car chases, and prolonged shootouts are just not reality. Nor will your confrontation likely involve a 6'4", 275-lb. "biker" wearing a name tag that says, "HELLO, my name is BAD GUY."

I do know for a fact your adversary will not be a freshly hung paper target. Your paper target will always stand perfectly still while you load, get the perfect grip and align your sights. Then you can fire the perfect round, which stops the target every time and lands in the backstop with no consequences.

The 24-hour news cycle tells us encounters can happen anywhere. It can be an armed carjacking from church, armed robbery at a birthday party, or a lethal encounter in a grocery store. It may be dark or light. It may be quiet, or it may be so loud from the sounds of screaming people or fire alarms you can't even think. You might be alone, with your family, or surrounded by a group of panicking kids.

Your adversary might be just another person in the crowd or an employee who looks just like the 50 other employees in the retail shop. Maybe it is a 14-year-old kid who has decided

the cell phone in your hand is worth more than your life. Or even worse, it's someone doing unspeakable things to your spouse or even your child.

Maybe this confrontation isn't seven yards away, which gives you some reaction time and a full field of view of what's in front of you. It might be a confrontation that is moving with no signs of stopping. Or it is you and your adversary in a small room with nowhere for you to go, and all your options are bad. Maybe your attacker has forced you to the ground where they are now using all the benefits of their strength, weight and evil intentions upon you.

When you begin to look at a lethal encounter in a realistic view, you quickly realize how violent this encounter is going to be. It is personal, frightening, in your face and constantly changing in a way you could have never imagined. Now you have an adversary who will no longer stand still and already has the advantage of action versus your reaction. All of this is happening in a time span of seconds. It will, in fact, be utter chaos.

CHAOS PREPARATION

I'm guessing this is a little different than you pictured. You may find your head spinning and wondering if your time on the range was wasted.

It wasn't. High-quality, fundamentals-based training with your firearm is a great start. You need a level of skill that makes the operation of your firearm almost automatic. Good quality repetitions refining the fundamentals will accomplish this goal.

To help you survive your deadly force encounter, you should add training that takes the skills you have learned on the square range and lets you apply them in a more "real world" application.


At Gunsite, we have fully functional live fire shoot houses. This lets you work through rooms, look in places where people might be hiding, and confront

them in a more realistic manner. It has threat and non-threat targets, forcing you to decide if you need to engage.

When taking students through the shoot houses and them having to make all those decisions, I have seen very emotional responses. Often, this is the first time shooters have confronted life-like-looking targets, causing their brain to think of it as a person and not just a paper target.

The closest thing to a real encounter is force-on-force training. This is not paintball, but a scripted event with a desired outcome and a functioning pistol, which shoots paint marking rounds. It involves a scenario with a real live human who will move, act and threaten you. It is as close to a true deadly threat as you can replicate. This

will cause you stress, give you tunnel vision and force you to react to another human. Having to manage all this is crucial when preparing for what a deadly encounter might look like.

Mike Tyson is famous for saying, "Everybody has a plan until they get punched in the mouth." He is right, your plan is great until it needs to change. But you can help yourself with this change by adding training that lets you apply your fundamental skills in a realistic and changing environment as close to the real world as you can make it. 

Gunsite Academy is the world's oldest and largest firearms training facility. Originally known as the American Pistol Institute, Gunsite Academy offers firearms training to elite military personnel, law enforcement officers and free citizens of the U.S. For more info: GunSite.com

AMERICAN HANDGUNNER®



**Save 53% off the
newsstand price!**



FREE

Digital Download with your paid order



**1-YEAR PRINT
SUBSCRIPTION
ONLY \$19.75!**

**Call (866) 820-4045
fmgpubs.com**

(\$41.75 outside U.S.)

P.O. Box 460100 • Escondido, CA 92046

DEAR LINDSEY...

PART 2: PROGRESSIVE FOR THE UNCOMPLICATED

PRIMARY FEATURES

The Lee PRO 1000 Press Kit has features other presses do not. For example, users can just take their favorite powder, remove the cap and screw the entire threaded container on the powder dispenser, removing an entire step in storing the powder after use.

Most presses do not come with an automatic case feeder, but this one does, and it is simple and jam-free. It consists of four clear tubes that hold brass vertically and a metering device that pushes an individual case right into a shell plate cavity. It does not need power, nor does it take up a lot of real estate on the bench. The only time I had a problem was when I failed to sort out a .357 case from my 38s.

The primer feeder is a flat tray that also does its own “primer flipping.” The flat tray eliminates the possibility of a chain fire detonation of primers stacked in a tube. Of course, it also removes the step of having to load a tube.


MOUNTING

For reloaders whose space is at a premium, Lee makes a three-legged reloading stand, where multiple presses can be mounted and swapped out. Another advantage: It's portable, so one can load on the range. The whole setup can be prepped for portable use in about three minutes. What's the advantage? With a press on the range, I can load while I ladder test loads and make adjustments on the fly.

The Lee Reloading Stand uses the Lee Bench Plate System, where the user attaches a plate to the press, and it fits into a receiver on the stand. This allows the user to swap other presses with the plate on this stand and store two presses on the bottom shelf. The reloading stand comes complete for one press, except the user has to add one item: a cinder block for ballast.

MEASURING

The Lee PRO 1000 Press Kit press is a three-station press. For a similar experience with four stations, Lee does make the Pro 4000 kit. One of the improvements in the PRO 1000 Press Kit is the new tool head, which uses Lee's quick-change bushings. It comes set up with Breech Lock Dies, which include its powder-through expanding die.



The Lee Pro 1000 uses four clear tubes over a mechanism that meters cases directly into the rotating shell plate. As the tubes empty, just pivot to a full tube.



The Lee Reloading Stand has quick change plates, allowing a reloader whose space is at a premium, to use one press and store. Note the tray-based primer feed.



Mounted to the Lee Reloading Stand, it's portable for range use.

As you recall, last issue Spoiling Mom wrote to me asking which progressive press is most appropriate for each of her three sons.

Dear Spoiling Mom,

Anyone familiar with the science of birth order knows the youngest child is generally the fun-loving, non-detail-oriented one. For the offspring that gravitates toward the uncomplicated, I recommend the Lee 2023 PRO 1000 Press Kit. This is the least expensive of all the premium progressive presses, and the kit includes features like automatic case feeding, a roller handle and tools. A shooter can buy a couple of these presses for the typical price for most progressive setups. The best feature of the PRO 1000 is it comes almost completely assembled and ready to load.

The Powder Measure is one of the great strengths of this system. The Auto-Drum Powder Measure is actuated by a self-contained pinion gear train. I now have thousands of loads from this setup, and I don't spill powder. It is every bit as accurate as the micrometer measure I use for competition. The powder drums can be interchanged, allowing users to swap drums for different loads. However, the dispenser itself is so inexpensive I would have one for each load.

TIPS

Spoiling Mom, there are a few things you need to know about the Pro 1000. I like to be able to pull cases of the line and occasionally weigh the powder it is dispensing. Since it uses simple retainer springs, this is easy to do.

The Pro 1000 does not like being cycled without a cartridge in the shell plate — make sure there's always brass in the system! Do not work the handle when the brass feeding tube is empty.

The Lee PRO 1000 uses a shell plate to advance the components through the three stages using a shell plate. It's narrower than four- or five-stage presses, and hard to feed the bullet onto the top of the case before it goes into the seating die. I set the bullet before the plate indexes the brass under this die. Or, since the Lee Bullet Feed Kit is only \$48, just add that.

After Josh begins reloading on his PRO 1000, he will do the same thing I am getting ready to do: Get another PRO 1000 for a different caliber.

Until next time. —Lindsey



GUNS[®]

MAGAZINE



FREE Digital Download
with your paid order

**Save 70% off the
newsstand price!**



**1-YEAR PRINT
SUBSCRIPTION
ONLY \$24.95!**

**Call (866) 820-4045
fmgpubs.com**

(\$67.95 outside U.S.)
P.O. Box 460130 • Escondido, CA 92046





THE BLACK BART COLT



It seems somehow appropriate for such a beautiful revolver to mark the story of the gentleman bandit.



Despite a sizable reward and repeated attempts to capture Black Bart, it took a teenage deer hunter to finally break the case.

Black Bart's arresting officers pose with his hatchet used to chop open strong boxes. Back, left to right: Captain Stone of the Central Pacific Railroad and Wells Fargo Detective John Thacker. Front, left to right: San Joaquin County Sheriff Tom Cunningham, Sheriff of Calaveras County Ben Thorn, and Wells Fargo Detective Harry Morris.

Photo credits: The Calaveras County Historical Society.

A MASTERPIECE IN STEEL AND IVORY

Black Bart is one of the few Old West outlaws known by name, if not in legend. It's for a good reason. For eight long years, Black Bart was the bane of Wells Fargo, robbing a shocking 28 stages of their strong boxes, all without shooting anyone.

The legend started on July 26, 1875, as a stage traversed a remote pass four miles east of Copperopolis, Calif. A lone figure stepped out before the stage and leveled a double-barrel shotgun at the guard. The bandit was cloaked in a long dirty duster and wore a flour sack over his face with holes for his eyes. "Please, throw down the box!" Turning to the brush beside the road, he called out, "If he dares shoot, give him a solid volley, boys." To the driver's horror, multiple gun barrels were trained upon him and the stagecoach. The driver complied and told the passengers to do as the bandit requested. A woman threw out her purse, but the bandit swept it up with a flourish and returned it to her, "Madam, I do not wish your money. In that respect, I honor only the good office of Wells Fargo."

The hooded man motioned the stage driver to move on. After a bit, they



returned to investigate the crime scene only to realize the rifles were still pointed at them. Then they noticed the rifles were sticks set up to look like firearms!

Bandit Poetry

The stage robberies continued. In most cases, the stage was stopped as

it slowed for a dangerous section of road in the mountains. The bandit was always on foot. And he was always courteous, especially to women.

If robbing 29 coaches didn't cement Black Bart's place in history, his habit of leaving taunting poems did. On August 3, 1877, Black



Black Bart was quite the dandy when not robbing coaches. His dress and manner gave no hint of his double life.
Photo: Wells Fargo Historical Division



Wells Fargo was desperate to capture Black Bart, not only due to the money but also for the poems mocking them.

COLT S&W SHERIFF'S MODEL

SERIAL NUMBER: I-THE WEST

CALIBER: .45 Colt

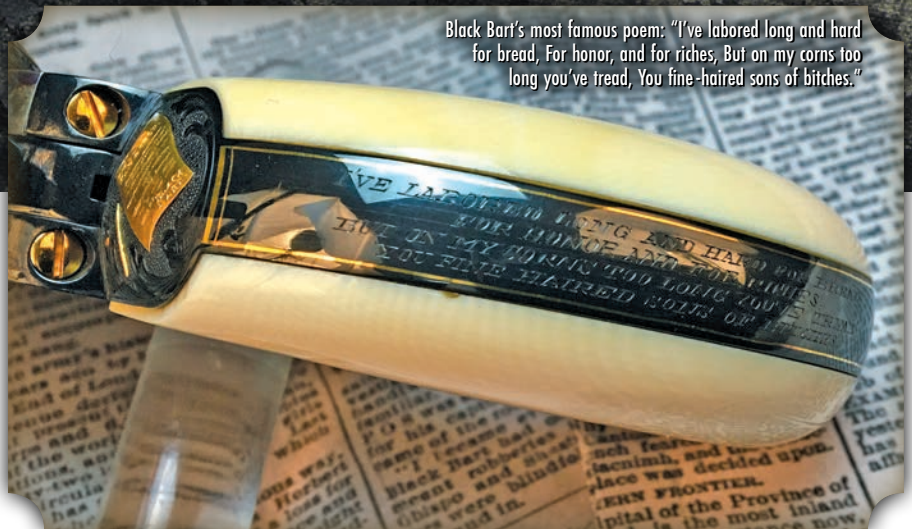
BARREL: 2 7/8" with roll marks on the underside; no front sight.

FRAME: Black powder-style with gold-plated cylinder pin retention screw.

FINISH: Case hardened and bluing. Features gold inlaid barrel bands, gold inlaid border on the frame, cylinder, trigger guard, and back strap. Gold Wells Fargo and Black Bart-related reliefs on the recoil shield and back strap. Scroll engraving is found on all major components. Gold plating is found on the screws and cylinder pin.

ENGRAVING: Level C to D coverage.

STOCKS: One-piece ivory



Black Bart's most famous poem: "I've labored long and hard for bread, For honor, and for riches, But on my corns too long you've tread, You fine-haired sons of bitches."

Bart struck again, but this time he left what would become his most famous poem.

*I've labored long and hard for bread,
For honor, and for riches,
But on my corns too long you've tread,
You fine-haired sons of bitches.*
— Black Bart, the P o 8

The P o 8 reference mystified investigators until they read it phonetically as "poet".

There were poems to follow, but some historians feel only one more was authentic. It came on July 25, 1878, when Black Bart robbed the Quincy to Oroville stage.

*To wait the coming morrow,
Perhaps success, perhaps defeat
And everlasting sorrow.
Yet come what will, I'll try it once,
My conditions can't be worse,
But if there's money in that box,
It's munny in my purse.*
— Black Bart, the P o 8

The Chase Is On

Every robbery was the same. It was always a remote location with no evidence left behind. It was as if

the bandit evaporated into thin air as soon as the Wells Fargo box was emptied. It was even rumored Black Bart was a ghost.

Black Bart was a thorn in the side of Wells Fargo. It was a black mark on their record and cutting into their profits. Pulling out the stops to catch the ghostly bandit didn't take long.

Black Bart's final robbery occurred at the exact location as his first. The stage was empty this time but was carrying some \$4,800 in gold and coins. The stories vary a little, but all agree the stage driver had a young man with him who wanted to go deer hunting. The driver had just dropped the hunter off when Black Bart stepped out. The bandit ordered the driver to throw down the box. The driver stated he could not, as it was bolted to the floor of the coach. Black Bart

had the driver unhook the team and head down the road as he commenced chopping at the box to gain access.

As the driver watched Black Bart work on the Wells Fargo box, the young hunter came into view, unknown to Black Bart. The stage driver motioned the hunter over. Once united, they fired at the bandit, sending him fleeing with the gold, but not before wounding him.

When investigators arrived, they found many personal items of the bandit and one important clue: a handkerchief with a laundry mark. Not long after, the Wells Fargo detective had traced their man through a laundry mark. Black Bart was captured!

Black Bart ... Revealed

Black Bart was really a man many considered a gentleman and a dandy

named Charles E. Boles. He was known as a man that enjoyed the finer things, all at the expense of Wells Fargo!

Some may ask why someone would specifically go after Wells Fargo. Later, letters revealed Boles had been gold mining in Montana when Wells Fargo agents forced him off his legal claim. Bitterness and revenge may have driven his quest to gain the riches he had been cheated out of in Montana. Considering he withdrew \$18,000 from the "Bank of Wells Fargo" over eight years, one could say he got his revenge.

While Boles never officially admitted to being Black Bart, he claimed his shotgun was never loaded because he didn't want to hurt anyone.

Boles was a model inmate and was released from San Quentin Prison in 1888 after only serving just over four years of his six-year term.

At his release, reporters mobbed him, asking if he would resume robbing stagecoaches. He replied he was a reformed man and would no longer commit any crimes. One reporter asked if he was going to write any more poetry. Jokingly, he replied, "Did you not hear me say I would commit no more crimes?"

Like any good story, rumors grew, stating Black Bart returned to robbing stages, and Wells Fargo offered him \$200 a month to leave their coaches alone. Most historians consider this false as no records were ever found.

Commemorative Colt

The Colt SAA Sheriff's Model shown was commissioned for the 1985 Las Vegas Gun Show, one of the premier gun shows in the country.

The engraving and inlay were performed by Colt Master Engraver George Spring. Colt employed Spring from 1975 to 2014 and is considered one of the greats in the field.

The artwork highlights some of the key points in the story of Black Bart.

A wanted poster proclaiming a \$500 reward is on the left side of the recoil shield.

A set of manacles is on the right side of the recoil shield.

An example of Black Bart's poems left at the crime scene is on the top of the back strap.

Black Bart's first poem is linecut on the curve of the back strap.

The Black Bart Colt is a breathtaking gold and steel work of art worthy of any collection. It doesn't take much imagination to think if Black Bart could reach through the mists of time, he would go to great lengths to stop any stagecoach carrying it.



The Colt factory letter for the Black Bart commemorative revolver.

1985 LAS VEGAS SHOW GUN
ENGRAVING EXECUTED BY COLT MASTER ENGRAVER
GEORGE SPRING
Single Action Sheriff's Model

Serial Number:	1-THE WEST
Caliber:	.45 LC
Barrel Length:	2 7/8" with barrel rollmark on underside of barrel and no front sight.
Finish:	Case Hardened and Blue
Type of Stocks:	One piece Ivory
Sold To:	Al Saroyan, II
Shipped To:	Roger Gagosian
Address:	2377 West Shaw Fresno, CA
Date of Shipment:	October 17, 1985

Remarks: As noted above, this revolver was a 1985 Las Vegas Show Gun and had the following special features: Four gold inlaid barrel bands, one wide and one thin at front and one wide and one thin at rear, 24K gold inlays with outlaw and lawman motif. Gold bordered frame and cylinder flutes, with two gold inlaid bands at rear of cylinder. Linecut inscription on backstrap:

"I've labored long and hard for bread
For honor and for riches
But on my corn's too long you've tread
You fair haired son's of bitches"

It took 29 robberies for detectives to find enough evidence to put the manacles on Black Bart.



BEARS, COUGARS & DIRTBAGS BEWARE... THERE'S A NEW SHERIFF IN TOWN



ROSSI USA RM66

FRANK JARDIM

**PHOTOS: ROB JONES/
THE IMAGESMITH, LLC**



.357 REVOLVER

One can argue the revolver's ascendancy as a weapon for self-defense was eclipsed decades ago by the autoloader. As someone who finally retired his five-shot, S&W 649 snub-nose .38 Special revolver for an 11-shot, Springfield Armory Hellcat 9mm, scarcely bigger, I mostly agree ... mostly. In circumstances where the threat will not only kill you but eat you too, the superior reliability and stopping power of the .357 Magnum revolver trumps any autoloader. If you can handle a .41 or .44 Magnum revolver, better still,


but for most folks, the .357 Magnum is a manageable compromise between power and shootability.

Value Winner

Rossi USA, which is owned by Taurus USA, released a new line of very compact, stainless steel .357 Magnum revolvers this year with 3", 4" and 6" barrels and street prices under \$500. I went over the 6" adjustable sights, RM66 with a fine-tooth comb, shot the heck out of it, and concluded it performed like my S&W .357 revolvers that cost twice as much. I love my Smiths and Colts,

but from a value standpoint, these new Rossi USA revolvers have them beat.

I shot this Rossi all day and found nothing I disliked. From the bench at 25 yards, there were several Magnum and .38 Special loads that delivered five-shot average groups under 2"! The pistol has a beautiful satin stainless steel finish, comfortable ergonomic stocks, a classic S&W style, adjustable, white outline, target rear sight and pinned-in, easy drawing, ramp front sight. An AmeriGlo night sight costs \$30 on the Taurus USA website and is an easy DIY upgrade. Trigger pull was excellent in



AMERICAN
HANDGUNNER

ROSSI USA RM66 .357 REVOLVER



THE POWER OF PERFORMANCE

AEG526376
RM 66

AEG526376

WALKER
RAZOR
DIGITAL
XTRM





single-action and double-action mode, weighing 4.25 and 11.5 lbs. respectively, but feeling somewhat lighter because of the broad, smooth trigger surface.

Stocked

The rubber, semi-round butt, finger groove stocks allowed good control and painless shooting with magnum loads but were more like what you'd expect to find on a snubnose .357 than a 6"-barrel gun. Removing the stocks revealed recoil-absorbing rubber molded around a grip frame that looks just like the S&W J-Frame square-butt style used on the kit gun. I suspect you could install wooden S&W stocks by just drilling a new locating pinhole on the back side. If reducing the bulk of this already lean gun even more was your priority, that would be the way to go ... at the price of some sting to your shooting hand with magnum loads.

Size & Weight

Speaking of lean, the new Rossi USA guns are the smallest, six-shot, .357 magnums around in their barrel lengths. You could say these new guns are slightly beefed-up J-Frames, heightened for a six-shot cylinder, and thickened in the front to support a full underlug barrel and heavier crane. If you are a Colt lover, you'll be reminded of the Detective Special/Police Positive D-Frame.

half ounce less but with two inches less barrel! As a frame of reference, the truly heavy-duty N-Frame S&W Model 27 weighs 43.2 oz. with a 4" barrel. Of these three guns, only the N-Frame is built to handle a steady diet of .357 Magnum.

The K-Frame was intended for a lot of practice with .38 Special and duty use with magnum ammo. Since these new Rossi USA guns are lighter than a K-Frame, they can't be expected to endure a heavier beating. That being said, Rossi USA tested the new revolver by firing 3,100 rounds of full power, 158-grain bullet, magnum loads, followed by 3,000 rounds of .38 Special +P, followed by 30,000 dry-fire cycles and found no forcing cone erosion or flame cutting of the top strap, and no degradation in accuracy, operation, or timing.

Endurance

I was really glad to learn about the endurance testing because one of my few critiques of the test gun was that the cylinder/bolt lock up, which holds each chamber in alignment with the forcing cone, while perfectly safe, was not as tight as on my pre-1990s vintage S&W and Colt revolvers. The Rossi cylinder seemed to rotate about twice as much as those premium name guns.

Marking a pencil line along the left and right extreme of the rotation, I measured it at 0.026". I initially wondered if

this was a nascent problem, but since the gun's action can complete 36,100 cocking and firing cycles without losing its timing, I'd venture the lock-up is good enough. The perfect is the enemy of the good enough, after all, and the Rossi costs half of what the premium names do. By the way, I tracked the rotation down to the bolt itself. The slot cut for it through the frame was slightly wider than those on premium guns, allowing the bolt more room to tilt left or right on its pin.

Guts

Removing the sideplate, it was obvious the Rossi action is a near clone of the S&W. The most notable difference being the substitution of a strut-supported coil mainspring for the "V" spring. The familiar hammer block safety was also present, as was the traditional hammer-mounted firing pin. I prefer a hammer-mounted firing pin because it is simpler and hits the cartridge primer harder than the arguably safer transfer bar systems.

These new Rossi guns have a detent lock at the top of the crane that mates with a cut in the frame to help hold the front of the cylinder in alignment with the forcing cone. The Rossi also uses a shorter, solid ejector rod. While apparently not quite as rigid as the S&W style that secures the crane closed at the tip of the ejector rod under the barrel, I can see the Rossi design is less subject to damage from abuse and hard handling that might bend the S&W ejector rod, weakened as it is by the pin running through its center. Lest you vest these engineering

ROSSI USA RM66 | .357 REVOLVER



differences with more importance than they deserve, I should point out that Colt, in the heyday of double-action revolvers, never thought it necessary to have any mechanical locking points beyond the one at the recoil shield to secure the cylinder in the frame.

In a departure from the usual, the Rossi rifling doesn't begin where the forcing cone meets the bore as it does on most revolver barrels. Instead, the bore is smooth with a distance about equal to the thickness of the forcing cone surface, creating twice as much free bore as I'm accustomed to seeing. The company said they make them this way to accommodate longer bullet types popular with shooters outside our market. I don't see any downside to the design, and if anything, it probably increases velocity slightly by allowing the bullet more space to accelerate before engaging the rifling ... but it does look weird.

Company Lowdown


Our erudite readers may recall a class action lawsuit against Rossi some years ago that claimed some revolvers could discharge if dropped on the hammer. According to the company, they settled the suit and issued a voluntary safety warning, which is still in effect, whereby a class member could ship their revolver

back to the factory, free of charge, for inspection and repair if necessary. In the meantime, the company "halted production of new revolvers and did a top-down analysis on a white sheet of paper, reworking the entire manufacturing process to ensure all new Rossi revolvers imported into the U.S. meet high standards of quality and safety." I don't know the exact nature of the problem, but it appears Taurus took it seriously.

Shooters in the United States, to the extent they know about Rossi revolvers, often look at them as cheap S&W knock-offs. While Rossi revolvers were always comparatively inexpensive, they are not cheap. Most of the price differential is due to the lower cost of labor in Brazil. In the United States, the Rossi brand is overshadowed in prestige by our domestic gun-making giants, but they are well-known and respected in South America. Founded by Amadeo Rossi in 1889, the company made quality guns for nearly a century before beginning business collaborations with Taurus in the late 1990s. Eventually, Taurus bought the company outright.

Today, Taurus builds Rossi revolvers in the same huge, Brazilian-based manufacturing complex as their Taurus branded revolvers, but in a separate production line. The parts for the guns

aren't interchangeable, and there are notable differences in the engineering, much of which is related to more efficient manufacturing. The Rossi models are a step above the Taurus models in finish and more traditional mechanically. Both lines use steel forgings for their frames for paramount strength. Like many premium brands, they also utilize Metal Injection Molded (MIM) parts, which greatly increases production efficiency. All Rossi USA revolvers are covered by a one-year warranty.

In summation, the Rossi USA RM66 fills a gap between J- and K-Frame .357 magnums, respectably where a compact, ultra-reliable, accurate handgun is needed. While perhaps not a gun that Cowan's Auction will be trying to get your heirs to consign, it makes a fine EDC or working gun in the field, is well made, competitively priced, and has a DA trigger pull equal to or better than my S&W. 

THE CREW-SERVED HANDGUN



The HK MK 23 is part of the standard loadout for the well-dressed 1990s-vintage Navy SEAL.

THE HK MK 23 OHWS

There is a reason the world's finest counter-terror units pack their arms rooms with HK iron. HK just makes superlative firearms.



WILL DABBS, MD

Back in the 1990s, the U.S. Special Operations Command set out to rewrite the book on combat handguns. The failure of the FBI's 9mm loadings to stop two homicidal lunatics during the Miami-Dade County shootout was fresh on everyone's minds. Meanwhile, SOCOM was busy transforming Close Quarters Battle into the rarefied art form it is today. Along the way, somebody decided we needed a kind of arithmetic mean between a typical combat pistol and a pistol-caliber submachine gun. The result was the Heckler and Koch MK 23.



The HK MK 23 is unique among the pantheon of modern combat handguns. The pictures don't do it justice, this thing is enormous.

The MK 23 is an absolute monster of a pistol. With the Knights Armament sound suppressor and Insight Technologies Laser Aiming Module installed, the weapon is 16.5" long and tips the scales at 5 lbs. The resulting package weighs more than a typical brick (no kidding, a brick weighs 4.3 lbs.) and is not concealable underneath anything less substantial than a burqa. However, I have nonetheless coveted one of these things ever since I was a young buck. Something about this enormous gun is just plain cool.

Hunting Monsters

Radislav Zaric was an inveterate butcher. One of the principal architects of the Srebrenica Massacre, Zaric had overseen the extermination of some 8,000 POWs during the Bosnian War. He referred to himself as the "Serbian Adolf Hitler" and acknowledged his life's calling was the eradication of Muslims. Zaric was eventually convicted in absentia of war crimes by the International Criminal Tribunal for the Former Yugoslavia in the Hague. That made him Operation Razorback's problem.

Operation Razorback was a joint CIA-Department of Defense unit. Using advanced SIGINT (Signals Intelligence) and HUMINT (Human Intelligence) assets, Task Force planners ultimately isolated Zaric inside a run-down flat in Serb-dominated Bijeljina. Under cover of darkness, a strike team consisting of Navy SEALs supported by a platoon of U.S. Army Rangers infiltrated Zaric's neighborhood.

The Rangers deployed to the four corners surrounding Zaric's modest apartment block and secured the roads both in and out. At the same time, the SEAL assault element quietly cut the padlock securing the service entrance and made their approach. Night vision goggles turned darkness into daylight. The team wielded a variety of weapons ranging from HK MP5 submachineguns up to an M60E4 belt-fed beast. The point man, however, just carried a pistol.

However, this wasn't just any pistol. The man's HK MK 23 was massive, powerful, and quiet. Sporting a custom sound suppressor and an IR laser designator, the weapon was both maneuverable and lethal. In the tight, filthy

confines of Radislav Zaric's pigsty of a dwelling, the MK 23 was most at home.

Trouble first came in the form of a snoozing guard with a local M70 version of the Kalashnikov sitting across his lap. The big man startled when the point man entered the dimly lit room and then reflexively raised his AK. The SEAL put him down with a quick, quiet double tap.

Once they were stacked outside Zaric's bedroom, the demo man touched off a ribbon charge that blew the door out of its frame. Zaric was in zip ties before his mistress knew anything was amiss. Ten days later, he was standing in the dock at the Hague to answer for his genocide. For the SEALs of Task Force Razorback, it was another day, another monster.

Details

The above narrative could be accurately described as historical fiction, but that's roughly when the MK 23 first saw action. Initially deployed in 1991, the MK 23 was designed from the outset to be indestructible. The gun is waterproof and corrosion-resistant. Its match-grade, polygonally rifled barrel



The HK MK 23 is legit huge. The Desert Eagle certainly doesn't look large in comparison.

The SilencerCo Omega 45K sound suppressor is no-maintenance and essentially indestructible.



When fired off of a simple rest at 12 meters, the HK MK 23 is monotonously accurate.



(MRBF). The MK 23 averaged 6,027. One example reached 15,122. Three test pistols were fired for 30,000 rounds apiece and still grouped within 2.5" at 25 meters. The only component that required replacement was the rubber O-ring around the barrel. The guns were tested in temperature extremes ranging from minus 25 degrees F up to 140 degrees F in sand, mud, ice and snow. The initial order was for 1,950 copies at \$1,186 each. All the MK 23 pistols were produced in Germany.

The MK 23 was just a part of the OHWS. Knights Armament built a proprietary sound suppressor, while Insight Technologies made the Laser Aiming Module (LAM). The AN/PEQ-6 LAM was available with either a visible or IR laser dot.

Soon after Uncle Sam received his MK 23 pistols, HK began offering them to us mere mortals. The differences between the GI and civilian versions of the gun are esoteric at best. The finish is a little different, as are the slide markings. HK imported 500 copies with an FDE frame. Will Smith used one of these guns in the movie *I am Legend*.

Impressions

It's tough to overstate how huge this thing is. It's like Desert Eagle massive. Despite its ample geometry, the gun still feels quite nice. I fitted this one with a SilencerCo Omega 45K sound suppressor. The Omega 45K is sealed,

is expected to produce 2" groups at 25 meters. The safety and magazine release are reproduced on both sides of the gun. The MK 23 feeds any kind of .45 ACP ammunition through 12-round box magazines.

The Offensive Handgun Weapon System competition came down to

HK and Colt. The Colt offering was an amalgam of several designs, but it fell out of the running early on. The resulting HK gun endured the most grueling selection process ever contrived for a military sidearm.

The standard was at least 2,000 Mean Rounds Between Failure

The extra switch on the left side of the frame is a manual decocker.



The oversized trigger guard accommodates gloves.

welded, and maintenance-free. As the .45 ACP round is naturally subsonic, the superb SilencerCo Omega 45K suppressor preserves your hearing and facilitates communication despite the chaos.

The controls on the MK 23 are conventional with a twist. The extra switch on the left side of the gun is a manual decocker that lowers the hammer safely over a loaded chamber. The double-action trigger is very long, heavy, and thick, though smooth. The single-action version is positively ethereal. HK can build a beautiful trigger. The bilateral manual thumb safety lets you carry the gun in Condition 1 if desired.

I have big monkey mitts, and the MK 23 fits me nicely. Small-statured shooters might find it a bit much. The hulking dimensions and prodigious mass make the MK 23 one of the most comfortable .45 ACP handguns I have ever fired. Accuracy potential is just as described, thanks in large part to a curious rubber O-ring interface between the slide and barrel. At across-the-room ranges, the MK 23 is indeed a precision instrument.

Ruminations

With an MSRP of \$2,639, the MK 23 is not the pistol you will toss into

your tackle box as you're heading out to the john boat to drown crickets. However, for use as a truck gun or home defense arm, the MK 23 has all that 1990s-era sweet SOCOM Navy SEAL cred. The MK 23 is indeed more maneuverable than an SMG and more controllable than a lesser pistol. It also shoots unnaturally straight and hits like a semi-truck downrange. The MK 23 was good enough for the U.S. Navy SEALs. It is a jewel in any rarefied tactical gun collection today.



For info: HK-USA.com, SilencerCo.com



Dillon PRECISION



XL750

Your Own Ammunition Factory

Made in the USA!

- Automatic Indexing
- Automatic Powder Measure
- Automatic Linear Priming System
- Uses Standard 7/8" x 14 Dies
- Loading Rate: 500-800 Rds./Hr.
- 5-Station Interchangeable Toolhead
- Comes With One Caliber Conversion
- Loads 115 Calibers Up To .338 Lapua
- Lifetime "No-B.S." Warranty
- **RISK FREE** 30-Day Trial!

dillonprecision.com

YOUR GUN SPEAKS

CLAYTON WALZER




Sometimes, it's the kit, not the gat. Gloves often make big guns and very tiny guns more shootable.

WHAT CAN IT TEACH YOU?

I'm going to guess you've been in a similar situation to what I'm about to describe. First, you see a new gun — perhaps in our pages here, maybe in a consignment counter of a local shop. You initially tell yourself you don't need it, but then you crack and find yourself reading reviews and browsing pictures on the internet.


Double-challenging: S&W's Model 34 is small and has a stiff DA pull. Hits are earned!



Willpower fully sapped, you head to the store and empty your wallet. You give it a good function check, racking slides or cocking hammers, and your head spins with just how cool this thing is going to be once you get to the range.

The days move slowly as you deal with the usual commitments and drudgery.

The kids need to get dropped off or picked up from somewhere, projects need to be completed for work, dinner needs to be put on the table, and there's no end of household chores that need to be put to bed. But at long last, you find yourself the beneficiary of unallocated time. Guns and ammo are collected, the jalopy is gassed up, and you make the trip to the range. Eye and ear protection is donned, your new acquisition is raised to the target, and your index finger begins to take up pressure on the trigger.



A small "TDA" design, the Beretta 84 requires dedication and patience to fully harness what it has to offer.

One minute later, you're staring at a mediocre group. Maybe you've missed your target entirely. And just like that, it seems you've fallen entirely out of love.

On one hand, life is short, and if you sold off every firearm that didn't bring you constant, unmitigated joy and 100% effortless shooting, I wouldn't fault you! However, there have been more than a few pieces in my personal collection that I might not have appreciated fully

the first time I shot them but have since taught me something and made me a better shooter in general.

In fact, I'd argue more people fall out of love with all of the handguns I'm about to mention than any other — they can make a very poor first impression. However, I've since learned to love them, and I'd be a far worse shot if I impulsively kicked a lot of these purchases to the curb.

The Magnum

Most men feel like they can drive fast, cook, make love and shoot magnum handguns without ever feeling like they need to put in the work to actually become proficient. Lots of people saw *Dirty Harry* back in the day and pined for what was then “the most powerful handgun on earth.” After about a few cylinders of big bore, full-power .44 Magnum out of S&W's Model 29, no shortage of owners turned 180 degrees and marched that sixgun right back to the gun store — along with a half-full box of ammo.

I'm of the distinct opinion that shooting the magnum handgun requires more than just holding it in the general direction of one's target, pulling the trigger and hanging along for the ride. I think you also need to hit what you aim at. Unfortunately, recoil has long been a detriment to realizing good accuracy, and our reptile brains are hard-wired through millions of years of evolution to freak out (if only a little bit) when we hear a gigantic boom.

Often, the fight-or-flight reflex that accompanies the first round of magnum handgunning produces an adrenaline dump that makes fine motor manipulations more challenging. Slow, careful trigger presses often turn into exaggerated mashes, particularly among novice and intermediate handgun shooters.

However, the magnum handgun is undoubtedly “expert mode” when it comes to teaching careful and deliberate trigger manipulations and learning to fight one's way back through stress and adrenaline is immensely valuable. I've found the real-deal magnum handgun to be excellent when it comes to magnifying any bad habits one has in terms of recoil anticipation and providing an immediate opportunity to correct them.

Additionally, after one gets some trigger time on a .44 Magnum (or bigger!), it's funny how the recoil of just about any other self-defense cartridge ceases to be a big deal. Once you know how a gun can bite, twist, or buck under heavy recoil, you become that much more appreciative of anything that makes a well-mannered pop and settles back down in the hand.

The “Traditional” DA

About 10 years ago, a lot of the common dogma on the internet seemed

SIG's P229 and Wilson Combat/Beretta's 92G offer great advantages to those who learn the DA trigger.




to favor striker-fired autos. There was a distinctively sour note when it came to those asking about the viability of the Beretta 92, S&W “Third Gen” autos, or even H&K's USP series. “It doesn't make sense to try to master two trigger pulls,” opined the self-appointed experts. “Just pick a platform where you only have to get good with one.”

A few people I knew competing in IDPA bought into that methodology fully — even problematically. If they did have to compete with a DA/SA auto, they saw the first shot almost as a throw-away. “Might as well just mash the trigger and get that first round over with,” said one shooter. It

was a perspective that could, in some cases, work out okay in matches with lots of close targets, though I hope we all recognize how this could create a liability if one adopted the same philosophy with a CCW piece. As I heard it first from Clint Smith, “Every bullet has a lawyer behind it.”

In reality, it might surprise a few people to hear I've had fun mastering two separate trigger pulls. In most cases, the DA pulls of most autos are heavier in comparison to revolver triggers, a platform I was once far more familiar with. I couldn't really “stage” a DA auto trigger. Instead, I had to learn better techniques to get the trigger moving and continue through the motion fluidly until the shot finally broke. Even a mediocre DA auto trigger often behaves fairly predictably: Don't start and stop. Make a commitment to the pull and

Range and dry-fire practice with a magnum handgun can really target recoil tolerance and anticipation!



Small but well-made firearms like the GLOCK 42 and Beretta 70 nearly always outshoot their owners.



on both sides of the front post in the rear notch. More consciousness of pulling the trigger straight back, even through greater resistance. More mindfulness of how the dominant hand interfaces with the tiny grips and if one's "natural" point of aim is actually pointing the firearm where you want it to.

But work through those idiosyncrasies and I guarantee you'll feel like you'll have well and truly earned your hits. The mouse gun accepts absolutely nothing less than excellence, and as a result, it can be a superb coach for a shooter who wants to push their abilities and get to know how solid (or shaky) their fundamentals truly are. "Not good enough," the mouse gun often says. "Run it again."

Hard Fun?

I have many handguns in my collection that feel like an extension of my arm that seem to put bullets exactly where I want them. Many guns didn't require any kind of warm-up, break-in period, getting to know their quirks, or whatever else: I just aimed them at the target, and they seemed to do my bidding! At the end of the day, I have to admit I like hitting more than missing.

However, there's been a good 30% of my collection that I've had to come around on. Most fit one of the above three categories. Over a decades-long, getting-to-know-you period, they've shown me that as far as handgun accuracy goes, and in the overwhelming majority of contexts, "It's the Indian, not the arrow." I'm a better shot for not having ditched some guns that stymied me as a younger shooter, and today, I appreciate the extra level of challenge in having to work a little harder for a clean hit.

Again, some guns won't meet you where you are. But before you angrily sell a seemingly non-compliant heater for less than you paid, ask yourself whether it can be a tool to get your skill set to where you want it to go. Its foibles might turn out to be features, after all.



execute consistent, increasing pressure until the resistance seems to drop off the proverbial table.

Surprise, surprise: I now often shoot DA/SA autos better in the DA mode simply because of that surprise break. I also very much like the peace of mind that comes with employing these guns for CCW or home defense with the chamber loaded and the hammer down, ensuring that the first round can only be fired with care and deliberation. My DA familiarity has also made me a much better revolver shooter, to boot!

The Mouse Gun

Perhaps no handguns produce more of a palpable difference between expectation and reality than itty-bitty guns. They look cute and unassuming — something, maybe, your wife, daughter, or grandma could handle and instantly start shooting like Annie Oakley, right? At the very least, shouldn't a big, strapping man be able to wrangle something so Lilliputian with total ease?

The fantasy typically dies after a few presses of the trigger. Often, the mouse gun's drawback is similar to that of the magnum handgun: They're typically not easy to shoot due to aggressive, snappy recoil. Sure, the guns are small, but they're often chambered for defense-capable rounds like .380 ACP and .38 Special. Some can be downright painful under recoil.

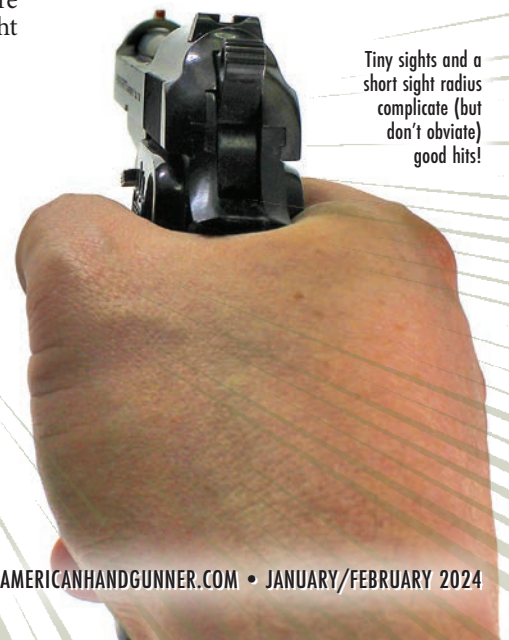
However, even if they're comfortable to shoot, design constraints present their own challenges. They're hard to grip, making them susceptible to point-of-aim variations due to grip inconsistency. They don't have a lot of mass, so it's easier to push the muzzle to and fro in the event of a mash. A majority of designs depend on tiny, hellaciously stiff springs to power slides, hammers and other working parts — as a result, their triggers tend to suck.

Getting good at shooting a mouse gun means adapting to a platform that is flat-out working against you. It requires more on all fronts: more attention to the light



Another great take on the "Traditional" Double-Action auto: CZ's SP-01.

Tiny sights and a short sight radius complicate (but don't obviate) good hits!





Walk the Talk America is bridging the gap between **guns** and **mental health**



Find out how at
[WTTA.org/what-is-wtta](https://www.wtta.org/what-is-wtta)



QUESTION: WHAT POPULAR HANDGUN WAS MADE IN 12 DIFFERENT CALIBERS BY THE FACTORY? ANSWER: THE COLT 1911.



BETTER BY THE DOZEN

GREG DERR

The 9x23 samples served two purposes in the project: a restored 9x23 1911 and the basis for a .40 S&W conversion.



Years of searching, scrounging and custom work resulted in the dozen original calibers of the 1911 project completion.



THE MANY CALIBERS OF THE 1911



BarSto helped out sourcing the barrel for the 9mm Steyr 1911.



The .30 Luger was another conversion: Greg decided to avoid cutting up a very rare original specimen!

Not many people get that right — even the experts.

A few years ago, I was asked by a collector to build one of each of the Colt 1911 caliber handguns. The trick was they all would be modified to look the same. His list included a BoMar style rear sight, a new hard fit barrel, front strap checkering, beavertail grip safety and classic wood grips.

I agreed to the project, thinking it would be a fun challenge. Little did I know I had four years of work ahead of me. I was lucky the collector took on the job of finding all the base guns — not an easy task.

To be honest, I had no idea how many guns there would be. I knew of a few oddball calibers. I had always known about the .38 AMU from my bullseye days shooting at Fort Benning, Georgia home of the Army Marksmanship Unit, that created the caliber. I had heard of a .30 Luger but never really

saw one to confirm they made it. Then, of course, there were the 10mm Deltas, the Ace and .38 Mid-Range.

And It Begins ...

So, the journey began with base guns coming in and me formulating a build sheet. I still did not know the total number of guns, but I was guessing maybe seven. For the rear sight, I wanted original BoMars, but that was not possible. BoMar was long out of business. So, I contacted Da Keng, owner of Kensight in Atlanta. I had known Da for many

years and asked if I could have a special run of rear sights made for the project. The rear sights would be a logo delete and have sight blade serrations similar to BoMar, which stopped short of the top of the blade. He agreed to a run of 75, but I did not have to buy all of them, which would have been a large expense. So, I bought 25, which I could use for inventory. Next, I selected the internal parts. They would all be by Extreme Engineering. Bob and Ryan Perkins make fantastic parts, so I planned on all internals by them. For the grips, I contacted Craig

Made for WWII lend-lease, it took three years to find an original .455 Eley complete with the original barrel.




Spegel just to get locked into his build list. I said I would need all the grips from the same block of wood. How many I did not know but hinted at eight.

Adding this project to the normal workload was also a task. I needed a little help and was concerned about the consistency of this many guns over a number of years. Checkering would be a good place to bring in Pete Single, who does the best checkering in the business.

The Project Expands

As my client started buying base guns, the list grew. Who knew they made a 9mm Steyr? Or a .40 S&W? The first few guns started coming in: a 45 Commander, a 9mm Commander and a .38 Super Government. Each would be stripped of the factory parts. The frames and slides were typically loose and required welding. Lines were straightened, and beavertails cut in. For the project, I also decided on flat tops and serrations. The front sights would be



The owner found an original .38 AMU with three Colt magazines and an extra slide to boot.

dovetailed. I selected a Heinie front sight in black since some of the calibers were only made in Commander size, and the Heinie sight had better proportions than the standard Novak cut.

Barrels would be Kart. This later would have to change for some calibers that Kart did not produce. The first three started moving along in the shop.


While cutting rear sights for the buried BoMar style Ken-sight I did them all at once, just to keep the numbers in my head and have consistency. As it worked out, I would do most of this project on Sunday nights in my shop. Sunday was a time that I could work with little distraction. The BoMar

requires a number of cuts and cutters along with drilling and tapping. This was done after the slides were flattened and 40 lines per inch serrations were added.

This was a good time to get the frame to Pete Single for checkering. The barrels were on order with Kart.

And More Calibers ...

Now a few more base guns showed up — 10mm Delta, 9mm Steyr and a .38 AMU — all really nice. The AMU was a gun I always wanted. The client found a great one with three original Colt magazines and a surprise second slide, which he gave me as a gift. The 9mm Steyr was built for the European market, where I'm told you cannot have a NATO caliber for a commercial gun. It came with no ammo, but I found some at a friend's shop who had odd-ball ammo in his back room. The Delta was a nice blue gun with the typical light roll marks and Delta insignia. The rolls on the delta had to be redone,



A .38 Special 1911? Yep.

so I made a call to Dave Clevinger in Colorado. Dave does a great job with re-engraving roll marks.

As more donor guns came in, I would batch machine slides for flat tops, serrations and sight cuts. I also would start to get some of the major frame metal work done before shipping the frames off to Pete Single. Some of the more obscure calibers required either a new barrel or micro-welding on the existing barrel for better lock-up. For some new barrels, I contacted BarSto, which was an original supplier to Colt for calibers like 9mm Steyr, .40 Smith & Wesson and .30 Luger.

.30 Luger

The .30 Luger was a very rare specimen and in great condition with the original box. I think they made 500 for the Italian market. I made the decision not to cut up this gun. Instead, I would convert a 9mm Lightweight Commander to a .30 Luger. The “9mm Luger” roll mark could be converted to “.30 Luger” easily by micro welding the “9mm” and engraving “.30” next to Luger in its place. This slide went to Brian Powley for the engraving as well as a magazine, which was treated the same way.

Some of the base guns were lightweights like the .30 Luger and 9mm Commander; they would need a new finish. Since aluminum can be tricky to get done right, I selected IonBond. It's a good finish for aluminum.

.40 S&W & .38 Mid-Range

Next was the .40 S&W Colt. From what I understand, they only made these for two years; one in stainless and one in blue. The .40 was not marked on the slide but had .40 Win marked on the barrel. The slide and frame were in the “Series 80” configuration from Colt. This one was another instance where we had an original but could not easily cut it up and make a replacement. A 9x23 was used to make the .40 S&W, which was only available in stainless, but I needed blue. The breech face was reamed to accept the .40 S&W rim.

The most complex gun was the .38 Mid-Range. This dedicated target gun was made like a National Match or Gold Cup with a wide trigger, Elliason sight and vertical serrations on the frame. Pete Single comes to the rescue. Pete cut out the front strap and welded in a new piece of steel, which he checkered to match all the other frames. While he was doing that, I fabricated a new trigger from an EGW blank to match the others.

The .455 Eley

And so, it went for the rest of the pistols. The last one to do was the .455 Eley. The client found a 1914-made model. The .455 was made for the British Army in WWI as part of a “lend-lease” program. Many came back to the U.S. Those that



The 10mm (top) and .40 S&W (bottom).



Quite a pair of 1911s: .38 Super (top) and 9mm Luger (bottom).

made their way back had the unfortunate fate of losing their barrels. The .455 ammo was too hard to find, so barrels were switched out for .45 1911 Colts. The frame of the .455 had a wider magwell but would take the .45 ACP magazine.

After about three years of searching, we got a complete .455, which was a patina brown color but had the original barrel and a magazine. Not cheap. The barrel was micro welded and refit, the

bore was not perfect but shootable. For ammo, we found one cartridge, which cost us \$20 dollars. Later, we found a vendor who made the .455 ammo from converted .45 Colt brass.

All said and done, the project encompassed a dozen caliber samples of the 1911 — .22LR, 9mm Luger, 9mm Steyr, 9x23, .30 Luger, .38 Super, .38 Special, .38 AMU, .40 S&W, 10mm, .45 ACP and .455 Eley.



AIN'T SEEN A RANSOM REST IN A GUNFIGHT

JEREMY D. CLOUGH




It's hard to tell how well you perform without knowing what your pistol is truly capable of. The Ransom Master Series Rest has long been the standard tool for measuring handgun accuracy. This one has the optional windage base and the trigger bar removed.

THINGS THAT ARE DIFFERENT AND OTHER PET PEEVES


To install the pistol, the outer ABC plate is slid off its studs and the inboard insert installed. The gun goes in next, followed by the outboard insert and the ABC plate.



Each set of inserts is marked with the model of pistol they fit.



For guns that have grips (traditional and polymer) the panels are removed, and the gun is installed directly into the inserts.



For decades, I've seen that dismissive one-liner (including some variants, such as "shot timer in a fight") repeated, often by men I deeply respect. And it truly is a good one-liner; what it isn't is the whole story. It is true you're not likely to use a Ransom Rest in a defensive shooting. Nor are you likely to have a shot timer. Or hearing protection. Or turning targets. Or blue guns. Or dummy cartridges ... all of which a seasoned defensive shooter will use at some point. It is wise to keep their use in perspective — the true role of that catchphrase — but they do have a role to play.

Self-defense training should be realistic, but as one can't go about actually swapping shots with people, concessions need to be made that allow for safe, responsible training that develops good habits. Of necessity, that means there are some skills and tools necessary to make the most of training opportunities rather than for actual use on the street, and there's nothing wrong with this when used within reason.

For example, there's an art and science to how you stage the magazines on your gun belt during a shooting class so you get the most time on the firing line without constantly having to go back to reload magazines. In real life, if you have to reload (a big "if"), I wouldn't advise swapping magazines around in their carriers while you're doing it. It's useful for what it's for, but don't mistake what that is. We need to clearly identify the purpose of things and keep them in their proper places. Some practices are so dangerous they have no place, such as the

immediate policing of fired brass during a reload, which has worked out poorly in several police shootings.

With this backdrop, it's time to talk about what exactly is the role of the Ransom Rest in defensive shooting, and the answer is surprisingly simple. It's an objective standard for the capability of your gun, your gun and ammunition combination, and your shooting ability.

Accuracy Can Matter

It is true most modern handguns are more than capable of acceptable accuracy for defensive use, but some are a lot more accurate than others (this is part of the continuing allure of the 1911). So long as reliability is not affected, this is greatly to be desired, and not just for bragging rights. We've seen high profile defensive shootings in the last couple years that required precise shots well beyond the traditional seven-yard envelope, in which case the more accurate the gun, the greater the odds of making the shot without endangering others.



The Ransom Rest uses inserts that are precisely shaped to the particular pistol; you'll need one pair for each model tested.



The rest comes with easy-to-use star knobs, but those can be replaced with standard nuts and torqued with a wrench.



The greatest benefit of the Ransom Rest is its consistency. Most of us can't shoot these kinds of groups at 50 yards. The Marvel pistol shown can, but without something more reliable than our hands, we'd never know.

Almost all modern handguns are more accurate than most shooters, so to truly gauge their capability, most of us need a test fixture. Some don't: Massad Ayoob has a long-standing technique that gets the job done admirably. I've never shot against Mas, but that's the same as saying I've never lost to him: He's renowned as an exceptional shot. I have occasional bursts of fantastic group shooting, but I can't do it every single group, much less all day long. The Ransom Rest can.

Ransom Operation

The Rest is a bit more sophisticated than it seems and is intended to eliminate any human error while still replicating the way the gun moves in a human hand, since the resistance to recoil affects how a gun shoots.

The frame of the pistol or revolver, with grips removed, is clamped in a set of aluminum-backed inserts with a molded gripping surface made of a proprietary rubber intended to duplicate the resistance offered by the human hand, and which is specifically shaped for that model of handgun. Inserts are available for hundreds of pistol models, from traditional single actions to modern polymer striker-fired pistols.

The trigger is depressed by a lever arrangement that pushes straight backwards (there's an optional cable pull), and the assembly recoils together under spring tension, not unlike when a gun is fired handheld. The whole shebang must be firmly clamped in place on an adequate mount or table, and the gun is rotated back down from recoil between shots to reset it. It never gets tired; it never flinches.

Ransom Accuracy

So, when it tells you your gun shoots 4" on average at 25 yards, that's pretty much what it does, and if you're choosing between carrying that or one that shoots 1½", that's useful to know. It's also a helpful baseline if you like swapping parts on your guns, as we all do. When I was a child, visiting smoky gunshops staffed by wizened, visored men who held the secrets of the ages, changing a barrel was alchemy, and I wasn't entirely sure my religion would allow everything involved — certainly not all the cursing. In our

current age of Gucci-everything, it's now no big deal to swap one out. But does it help? Many do. But the Rest has also shown me before that one very expensive accuracy upgrade ... really wasn't.

Ammo Factors

This is even more true of ammunition. We're living through dramatic advancements in defensive bullet technology, but all of it doesn't shoot that well. This isn't true for all light-for-caliber, high-velocity bullets, but it's where I've seen the biggest difference. One specialty .357 Magnum round I purchased out of curiosity when it was loudly championed by the dude working the gun shop counter shot 4.27" at 25 yards out of a gun that otherwise averaged 1.75". One wonders how many other pliant customers simply bought a box and loaded their gun, unaware they'd just cut its accuracy by more than half. Another frangible .45 ACP load, provided by a company now out of business, was so bad that, if memory serves, it wouldn't even keep all its rounds on a paper target at 25 yards.


What About You?

Those are dramatic examples, and many shooters would notice even shooting by hand, but not all. Which brings us to the final question: if you don't know how well your gun shoots, how can you tell how well you're shooting it? There is wisdom in focusing less on the mechanics of the gun than on the shooter's competence, which is generally what needs the most work — as they say with race cars, it's the loose nut behind the wheel. But you still need to know what the gun's doing. Nearly 20 years ago, when I was doing quite a bit of Ransom Rest

testing, I was able to identify that I was about a 2" shooter at 25 yards. Whatever the gun could do, add 2", and that's what I'd group at 25 yards. Time and practice have changed that. Guess how you learn something like that?

I've been working with an uber-accurate Marvel .22 pistol for quite some time now and sent the maker a photo of a sub-1" group I'd shot from the bench at 25 yards. He responded that the gun could do better, and he was right. After spending a lot of time shooting one from the Ransom Rest, I've seen groups half the size at twice the distance. If I hadn't known that, I might have been content with an inch, but far from shooting to the limits of the gun, I still have quite a bit of work to do.

Like any professional piece of equipment, the Ransom Master Series Rest isn't cheap; it's around \$600. Mastery in any field consists largely of the ability to make progressively finer distinctions, and when it's time to sift out the variables — gun, ammo, shooter — it has its place. It never lies because it doesn't care about the outcome; it just tells you the truth about the work you have to do.

Special thanks to Gunsite  Rangemaster Lew Gosnell.

For more info: RansomRest.com, MarvelPrecision.com



Practicing with only things you'll likely have in a defensive confrontation limits useful training. Dummy guns and rounds, hearing protection, mouth guards, timers and other training tools all have their places.

60 YEARS STRONG!



Buck 110 Slim Hunter (top) and Hunter Pro (bottom)

SIX DECADES LATER, THE BUCK 110 STILL RULES THE ROOST

PAT COVERT
PHOTOS: ROB JONES/
THE IMAGESMITH, LLC



Puma Fat Stag (bottom) and Old Timer Golden Bear (top)

Buck 110 Pro Auto


The venerable Buck 110 celebrates its 60th anniversary of non-stop production, a run that continues to defy the odds in a competitive world where the major cutlery companies are waging cutthroat competition on a hi-tech battlefield. While designers and engineers spar in this modern War of the Edges, the Buck 110 sits on the riverbank watching the river flow. Buck is casually producing a million units a year while other manu-

facturers are producing 110 look-alikes in their current lines. It is the most successful outdoor folding knife of all time — and most copied.

In 1964, Buck Knives, in its second year of incorporation, unleashed their new 110 Folding Hunter, an innovative outdoors knife whose parameters were to have a blade that could serve for skinning game and general utility and equip it with a lock to bolster reliability. The “lock-back” blade mechanism had

been around in various forms since the early 1850s, gaining attention on folding knives produced in the legendary cutlery centers of Sheffield, England and Solingen, Germany. Streamlined by Buck, it proved to be a huge factor in the Buck 110’s success because, up until that time, folding knives were not trusted for heavy-duty field chores.

Once hunters tried it and found it to their liking, the Buck 110 was off to the races, and here it is, 60 years later, still



Buck 110 Hunter Pro



Herbertz Seki City knives



K-Bar Folding Hunter (top) and Puma SGB Game Warden (bottom)

racing. Buck made smaller versions of the 110 Folding Hunter, such as the 112 Ranger, which was promptly copied by other manufacturers and still is today. Over the years, Buck has produced variations of the 110 as well, including a push-button automatic and a plethora of lightweight versions. There are also upscale Stag-handled send-ups as well. The world is Buck Knives' oyster.

Imitation being the most sincere form of flattery, we decided to honor the Buck 110 by showing you the impact it's made on the rest of the cutlery world. It is the most imitated, knocked-off folding knife in the history of mankind, both domestically and abroad, still showing up in manufacturer's catalogs year after year. Join us in celebrating 60 years of Buck 110 bliss. The Buck Collectors Club has a great resource for the Buck 110 found at HistoryOfThe110.com.

Domestic Dominance

The Buck 110 quickly became a sales juggernaut in the U.S., and a host of domestic manufacturers wanted a piece of the action. Schrade has had great success with Buck's Folding Hunter platform in both their Old Timer and Uncle Henry knife lines. The Cave Bear is Old Timer's 110 equivalent, and it, along with smaller variants, has been a staple for the manufacturer for decades. They offer a second version of the folder dubbed the Golden Bear that differs in that it has no bottom bolster.

Most of the Old Timer renditions are sold with synthetic Sawcut Delrin handle scales and high-carbon steel blades. The Uncle Henry send-up of the 110 is the Bear Paw. This knife comes in both Wood and Faux Stag scales and, better yet, a real Fat Stag version is available. Most of Old Timer's offerings are stainless steel. A historical note here: If you see a tang stamp with "SCHRADE+" — it's stainless.

Here's what you need to know if you want to collect or purchase these knives. In 2004, Schrade shuttered its factory in Ellenville, NY, due to bankruptcy. They were purchased by multi-brand conglomerate Taylor Brands LLC, that moved all Schrade production to China, so if you want a U.S.A.-made Schrade, you must purchase a knife before that date. In 2016, Smith and Wesson Holding Corporation's Battenfeld Technologies division purchased Taylor Brands LLC, which continues to run the operation today. As I write this, there are a host of U.S. companies with 110-alikes in the current lines, including KA-BAR, Bear & Son, Winchester, Rough Ryder and Frost.

Europe Takes Note


No other European manufacturer has done 110 Buck-alikes to the extent Puma Knives has. They are to Europe what Schrade is to the U.S. market. Puma jumped on the Buck Folding Hunter design as early as a year after its release with a model called The Plainsman, but by 1970, had changed it to The Game Warden, which it remains today. Like Buck, they make smaller versions, which are also in their current line. There are also other names like the Sergeant and General with nickel silver bolsters and synthetic scales and some with solely synthetic "Featherweight" handles — all of which are good indicators of how invested they are in the 110 design.

Puma sells their knives in different price structures under two major umbrella lines — the standard all-German-made models, which command a higher price, and the SGB brand, which feature their German factory blades, but the knives themselves are assembled offshore in the Orient to sell for a more pedestrian price. Their reasoning for the SGB line is — as their catalog states, "When it

matters, wouldn't you prefer a German blade over a Chinese blade?" Point taken. One thing you can say about Puma knives is they have high quality standards, and their prices are in line with Bucks.

Herbertz Knives is a German manufacturer/distributor that has been around for generations. Currently, they have a 110-alike in their catalog dubbed the Dark Wood Back Lock. It is a handsome version of the Buck original, but is far from their first. The two stunning light gray/medium gray handled versions pictured here were produced in the 1980s and not in Germany but in Seki City, Japan. According to the seller, these knives were "made by Seizo Imai in Seki, Japan. Herbertz is a German company, and Imai made quite a few different knives for this company, as did other Seki knife-makers in the past." The "Rostfrei" tang stamp is generic and simply means the blades are made of stainless steel in the German language. My source acquired his stock of these collectibles from the original purveyors in Seki City, the knifemaking capital of Japan. These knives are impeccably crafted, and it's easy to see why Spyderco had some of their upscale knives in "Seki" long before the Asian (mainly China) invasion took over a huge chunk of global cutlery production.

Buck: Still The King

We've covered a mere fraction of the piggybackers that have feasted at the Buck 110 Folding Hunter dinner table, but it is interesting to note no other manufacturer — zip, zero — has ever posed a threat to the Buck original. We don't expect that to change. What we can expect is we'll be right back here 10 years from now, writing a 70th anniversary update. 

For more info: BuckKnives.com

THE WILL DABBS, MD LAST RIDE OF THE DALTON GANG



Left to right, we see Bill Powers, Bob Dalton, Grat Dalton, and Dick Broadwell cooling after the Coffeyville shootout.

Photo: Public Domain

TWO BANKS, TOO LONG, FOUR DEAD

Nature versus nurture. It's a question as old as humanity. Are some people bad because they are imbued with faulty DNA, or is it that their mothers just didn't love them enough? In the final analysis, most experts believe the end result is some toxic combination.


James Lewis Dalton and his wife, Adeline Lee Younger, had 12 children in all. Adeline was aunt to Cole and Jim Younger, the notorious outlaws who made up the famed James-Younger gang. However, by the time the Dalton kids came of age, their nefarious cousins were either in jail or dead. Of the 12, Bob, Grat, Emmett and Bill were the really bad eggs.

Grat and Bob at least started out on the straight and narrow. Grat served as a deputy marshal and used his brother Bob as a member of his posse. Along the way, they spilled a little blood but generally made the world a better place. By January 1889, Bob and Grat were both deputies serving at the whim of Marshal RL Walker in Wichita, Kansas. Bob had a side hustle working as part of the Osage Nation police force. They eventually brought on their brother Emmett to help guard prisoners.


The Dark Side

In February of 1891, Bob and Emmett Dalton robbed their first train, a Southern Pacific passenger rig near Alila, Calif. They both wore masks and wielded .44-caliber Colt revolvers. Their identities were not firmly established until years later when their brother Lit admitted they had confided they had robbed the train.

There resulted a long string of bar fights, robberies, horse thefts, and



This is a vintage photograph of the Condon Bank around the time of the robbery.
Photo: Public Domain



This is the patriarch James Lewis Dalton with his young sons Bob and Emmett. Little did he know the unfettered mischief these two youngsters would ultimately foment.
Photo: Public Domain



The combination of the Winchester rifle and the Colt Peacemaker revolver helped define this remarkable era.


assaults of various flavors. However, all the while, the specter of that first train robbery followed the boys around. During the robbery, the locomotive fireman had been shot and killed. Though it was assumed that Emmett had done the killing, reality is that the unfortunate man was inadvertently shot by the Expressman on board. Regardless, that made this a capital case and, therefore, quite serious. Grat was eventually caught but escaped before he could be shipped to San Quentin.

There were ultimately nine members of the Dalton gang. These miscreants robbed


trains and banks as the opportunities allowed, shooting it out with lawmen and frequently escaping only in the nick of time. Their protracted crime spree spanned more than two years from 1890 through 1892. However, as always seems to be the case, the guys eventually got greedy. In a world driven by graft and a weird thirst for notoriety, the Dalton gang aspired to be on top. To do so, they decided they should rob two banks at one time. This turned out to be a really bad idea.

The Setting


In scheming out this ambitious robbery, Bob Dalton claimed they would "Beat anything Jesse James ever did — rob two banks at once, in broad daylight." Such hubris does not generally make for a long, fruitful retirement



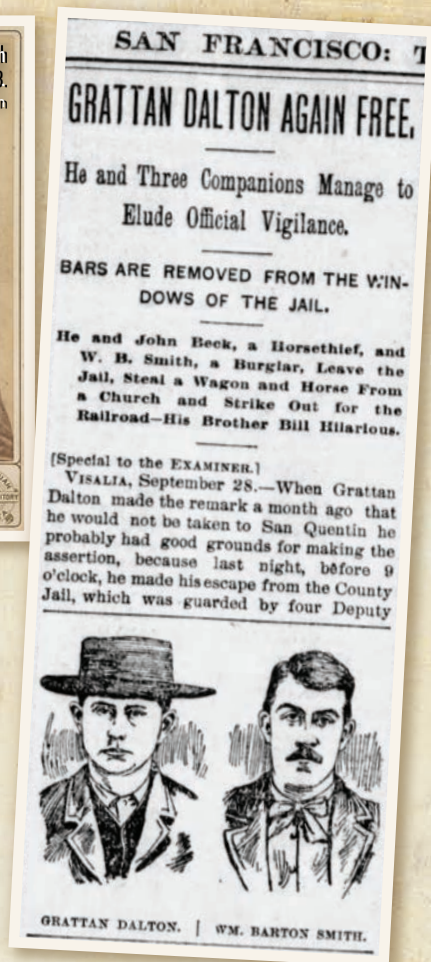
Grat Dalton got caught and spent some time in jail before breaking out and resuming his life of crime.
Photo: Public Domain



Emmett Dalton was the sole survivor of the Coffeyville bank robberies. He is seen here immediately following the shootout, receiving medical care from a local physician.
Photo: Public Domain



Bob Dalton ultimately died both young and hard at age 23.
Photo: Public Domain



The Dalton Gang earned widespread publicity for their merciless reign of terror. Image: Public Domain

within the sorts of circles that defined the Dalton Gang. All that came to a head on 5 October, 1892, in Coffeyville, Kansas.

There were five villains in total — Bob and Emmett Dalton were tasked to take the First National Bank. Grat Dalton, Dick Broadwell and Bill Powers were to take the Condon Bank across the street. Their weapons of choice were lever-action Winchester rifles.

This part of Kansas was familiar to the Dalton boys, and many of the folks in town knew them. In fact, Emmett had originally objected to the location out of concern some of his old friends might get hurt. However, Bob lied and assured him there would be no shooting.

The men stashed their horses nearby and tried to stroll down the crowded street without being recognized. Grat had even donned some fake whiskers to help preserve his anonymity. A local street repair worker spotted the men strolling purposefully, trying to hide their ample Winchesters and shouted, “The Daltons are robbing the bank!” At that point, everything came to pieces.

Prussian military genius Helmut Molke once opined, “No plan survives first contact with the enemy.” However, in October of 1892, apparently, the Daltons had not read that book. Despite the alarm having been raised, these five men in two groups just barged into their respective banks and executed the plan.

Grat, Broadwell and Powers immediately got control of the Condon Bank and directed the manager to open the safe housing the gold. The quick-thinking administrator lied and claimed the safe was on a time lock and could not be opened for 10 minutes. Grat and company took the man at his word and just decided to wait. Meanwhile, outside, pretty much everybody in town had descended upon two nearby hardware stores and emptied them of weapons and ammunition. The stage was set for an epic scrap.

Across the street, Bob and Emmett were having a better time of it at the Condon Bank. They got into the safe

easily enough but ran into trouble when they headed back out the front door to rendezvous with their mates. A nearby American Express agent engaged the two bank robbers with his sidearm, forcing them back into the building. The Dalton brothers then grabbed a pair of customers as hostages and headed out the back door.

Bob and Emmett left the back of the Condon Bank and ran into a local citizen named Lucius Baldwin. Baldwin had a weapon but hesitated, so Bob shot him dead with his rifle. The two robbers then made their way along an alley toward the ever-growing gunfire that was peppering the bank across the street, where their brother Grat was still waiting for the imaginary time lock to open on the safe.

Eventually, the bank manager did indeed open the safe and burdened the three bank robbers down with gold and cash. By the time they left through a side door, Powers was wounded in the arm, and the entire town was blazing away at them. The five gang members rendezvoused and then made for their horses.

Along the way, they shot and killed several townspeople. A clerk from the First National Bank named Thomas Ayres made it to a hardware store and retrieved a rifle only to have Bob Dalton shoot him in the head through a window with his Winchester from a range of 200 feet. Ayers was not killed, but he was rendered paralyzed for the rest of his days.

As the gang made their escape, they encountered Town Marshal Charles Connelly and cut him down. In response, an armed citizen named John Kloehr shot Grat Dalton through the throat.

Armed citizens firing from one of the hardware stores shot Bob Dalton through the head and chest, killing him where he stood. Bill Powers made it onto his horse only to be shot out of his saddle, where he bled out. Emmett made it onto his horse without being hit and proceeded to ride away. When he realized that his brothers were down, he turned around to help and caught a load of 12-gauge buckshot for his trouble.

Dick Broadwell was hit multiple times but escaped. Authorities found his body some two miles away.

The Aftermath

Emmett Dalton was the only member of the Coffeyville bank robbers to survive the shootout. He was hit 23 times in his hips, groin, back, arm and shoulder. He recovered and was tried and sentenced to life in the Kansas State Penitentiary. He served 14 years before being pardoned. He moved to Hollywood, where he made his living as a real estate agent. He also eventually found work as an actor and author before dying in 1937.

Charlie Pierce, Bill Doolin, George “Bitter Creek” Newcomb and Bill Dalton, though active members of the gang, were not present for the Coffeyville robberies. However, they couldn’t seem to distance themselves from their criminal roots. They renamed their criminal mob the Doolin-Dalton Gang, also known as the Wild Bunch. After several other infamous robberies, they split up. They were each hunted down and killed by lawmen or lost their lives during the commission of their numerous crimes.

The short, loud career of the infamous Dalton Gang stands in timeless testament to the axiom that a life of violent crime offers a suboptimal retirement plan.





WIN!

AMERICAN HANDGUNNER

HANDGUN OF THE MONTH

WALTHER ARMS



POP F-SERIES 3.5"

PISTOL PACKAGE

PLUS



CRKT RAZEL COMPACT



INFINITY XT HYBRID POWER FLASHLIGHT



5.11 TACTICAL
LV 18 BACKPACK

ENTER ONLINE! AMERICANHANDGUNNER.COM

ENTRIES MUST BE RECEIVED BY JANUARY 31, 2024 WINNERS CHOSEN BY RANDOM DRAWING. Limit one entry per household. To protect the privacy and security of winners, their names will NOT be made public. Contest void where prohibited by law. Winners must undergo a background check and comply with all other federal, state and local laws. Taxes and fees will be the responsibility of the winner. Contest open to U.S. residents only. Employees and agents of Publishers' Development Corp. are not eligible. No purchase necessary. Winners will be notified by certified mail on official letterhead. Winners must respond within 30 days of receiving notification or an alternate winner will be selected. Attention deployed military: use stateside address! Giveaway guns and accessories may have evidence of being test fired or exhibit minor handling marks. Factory warranties may apply in some cases. The *Handgun of the Month* package is awarded only to the entrant drawn and will not be awarded if the firearm presented is illegal in the jurisdiction of the winner. An alternate, authorized winner will be selected. No substitutions or transfers to a third party are allowed. **UNABLE TO ENTER ONLINE?** Mail a postcard with your name and address (no envelopes please) to *American Handgunner*, GOM January/February 2024, P.O. Box 1926, Escondido, CA, 92033.



SCAN TO ENTER



With Walther's *PDP F-Series 3.5" Pistol*, the same engineering passion, precision workmanship and innovation that made Walther's PDP a groundbreaking achievement in firearms is now tailored for female shooters. The new F-Series elevates world-class ingenuity for pistols to meet the demands of shooters who belong to the fairer sex. Accounting for structural differences, Walther has reengineered the ergonomics of the grip to suit the biomechanics of women's hands. Featuring a new patented operating system resulting in a 20% reduction in slide rack force paired with all the performance duty features of the PDP, the F-Series pistol should be "the" choice for all women. For female shooters who simply will not sacrifice unmatched versatility, dependability and effectiveness in both concealed carry and conventional service situations, the Walther PDP F-Series is how you stay ready. Put Walther's timeless legacy of unmatched performance in your hand today, because whether you are with your family or on your own — it is your duty to be ready!

Slip your Walther Arms PDP F-Series 3.5" Pistol into the ambidextrous, side-entry CCW compartment of 5.11 Tactical's *LV18 Backpack 2.0*. Its padded laptop sleeve secures electronics while internal pockets keep gear — like knife or flashlight — organized.

With 2,500 lumens, a beam distance of 130 meters and run time of up to 5.5 hours, the *Hybrid Power Flashlight* won't leave you in the dark. It can be powered from a rechargeable battery or dry cell batteries, making this light a reliable companion for any adventure.

The *Razel Compact* is a pocket knife that can be used for cutting rope, scraping and slicing. Its 2.32" D2 steel blade with a stonewash finish balances flat top serrations, a front chisel and a gently curved leading edge. A G10 handle gives an exceptional grip. Comes with a thermoplastic sheath.

Join the giveaway to win the PDP F-Series 3.5" Pistol and other prizes — for yourself or for your significant other. Go to AmericanHangunner.com/giveaways or to the post office to mail a postcard! —Jazz Jimenez

PDP F-SERIES 3.5" PISTOL

MANUFACTURER: WALTHER ARMS; (479) 242-8500 EXT. 7; WALTHERARMS.COM
CALIBER: .9MM; CAPACITY: 15; BARREL LENGTH: 3.5"
OAL: 6.5"; WEIGHT: 20.3 OZ. W/O MAG
VALUE: \$699

TACTICAL LV 18 BACKPACK 2.0

MANUFACTURER: 5.11 TACTICAL; (866) 451-1726; 511TACTICAL.COM
VALUE: \$145

HYBRID POWER FLASHLIGHT

MANUFACTURER: INFINITY X1; (866) 544-4891; INFINITYX1.COM
VALUE: \$69

RAZEL COMPACT

MANUFACTURER: CRKT; (800) 891-3100; CRKT.COM
VALUE: \$56

TOTAL VALUE: \$969

Bullets used in loads for the .41 Special include the Lyman #410459 KT, the Hensley & Gibbons 220 KT, LFN 228, Sierra 170 and 210 JHCs and the Speer 200 SWC-HP.



REVISITING THE 41 SPECIAL

The Very Special Specials, .38 and .44, both arrived in the first decade of the 20th century before WWI. The S&W revolver was originally designed to fire the .38 United States Service cartridge (.38 Long Colt). D.B. Wesson suggested the cartridge case be lengthened to allow the powder charge to be increased from 18 grains of black powder to 21.5 grains. The bullet weight was changed from 150 to 158 grains. This new cartridge was called the .38 S&W Special, and with the development of the new cartridge, the factory introduced the .38 Military & Police Model. No one could have foreseen this would be S&W's most popular revolver, and now, 125 years later, it is still being produced. The same cartridge became the .38-44 Heavy Duty in the early 1930s and was then lengthened to become the .357 Magnum in 1935. A natural progression.

The first revolver in a lineup of S&W sixguns we now know as N-Frames was designed to handle a new cartridge, which came about by the increasing of 23 grains of black powder in the .44 Russian, lengthening the case and bringing the charge to 26 grains. The standard bullet was a 246 round-nose lead and the cartridge became known as the .44 Special. In the 1920s, Elmer Keith began reloading the .44 Special and spent the next 30 years trying to



Custom Ruger .41 Specials by the late great John Gallagher.

convince manufacturers to bring out his Heavy .44 Special load. Finally, in late 1955, Keith got even more than he had asked for as the .44 Special case was lengthened to become the powerful .44 Magnum. Again, a natural progression.

Split The Difference?

With the .38 Special and .44 Special both being introduced in a period of just over five years, it would've seemed natural to split the difference and also come out with the .41 Special. Colt had the .41 Long Colt, which could have been modified to become the .41 Special; however, it was not to be. There was no .41 Special. Several experimenters came very close.

In the 1920s, at least 10 years before the advent of the first official Magnum, the .357, gunsmith Cyril "Pop" Eimer was offering the .40 Eimer Special from

his Joplin, Mo. gun shop. Eimer started with Colt Single Actions in either .38-40 or .41 Long Colt. These were neither .38s nor .41 but rather .40s, and they used the same 0.403" barrels. It only required a new cylinder for his wildcat. The .40 Eimer Special, also known as the .401 Eimer, was made by shortening the .401 Winchester or .30-40 Krag rifle brass to 1.25" and loaded with 200-grain bullets. At the time, "Fitz," John Henry Fitzgerald (Mr. Colt) tried to interest his company in chambering the Colt SAA and New Service in Eimer's .40 but to no avail.

Two well-known names to hand-loaders who use cast bullets and study the past, Gordon Boser and Ray Thompson, worked with the .40 caliber in the 1930s and 1940s. Boser was a Springville, N.Y. gunsmith whose favorite sixgun cartridge, as so many others at the time, was

Both of these .41 Specials are by Hamilton Bowen. Custom grips by BluMagnum and leather by Bob Mernickle.



the .44 Special; however, he wanted more than the Colt Single Action offered with this chambering. Using .401 Winchester brass trimmed to 1⁷/₃₂", he designed his own bullet, a 195-grain semi-wad-cutter offered by Lyman as #401452. Ray Thompson would go on to design four excellent gas check bullets for Lyman. In 1932, Fred Moore, who was the Colt factory superintendent, chambered the Colt Official Police for the .41 Colt Special using 210-grain bullets at up to 1,150 fps. Remington even supplied the ammunition, and although they could've had a jump by three years on the S&W .357 Magnum, Colt declined to offer the .41 Colt Special.

First Modern Version?

Fast-forward to the 1980s. As far as I know, Hamilton Bowen was the first to produce a modern .41 Special. I supplied a 2nd Generation Colt Single

Action, and Hamilton fitted it with a .41 Special non-fluted cylinder and a 5¹/₂" custom barrel. It proved to be a tack driver. He then did a second .41 Special for me on a S&W Model 586 by re-chambering the .357 Magnum cylinder and re-boring the barrel.

The third .41 Special done for me by Hamilton is one of the most beautiful single actions in existence. Starting with a Three-Screw Ruger .357 Flat-Top, he converted the cylinder and re-bored the 4⁵/₈" barrel, finished it in a mouthwatering blue with case-hardened frame, hammer and trigger, and then it was fitted with beautifully grained exotic walnut stocks. Gary Reeder has supplied me with a well-named .41 Special which is the Perfect Packin' Pistol of his design; and the late John Gallagher built .41 Specials on both Three-Screw and New Model Ruger

The only factory .41 Special loads John had at his disposal are these 215 SWCs by Jamison.



DO YOU NEED A GUN BELT?

IF YOU CARRY A GUN YOU DO!



BELTMAN belts are the gold standard in gun belts and are suitable for concealed carry, competition, or when you just want to look sharp! Starting at \$69.95 and available in Bullhide, Horsehide, Shrunken Bison, Shark, Elephant, and Alligator.

THEBELTMAN.NET
(205) 415-5000



(888) 824-2899



DISCREET SUB GUN CASES
Several Sizes and Mag Pouch
Options Available


WRB Patented
Quick Release Tie Down Straps

www.wrbsales.com

Holsters, Cases, Range Bags &
More Available

Manufactured in
Gun Barrel City, Texas

Best Of Smith & Wesson 2010-2019




This Book Is For S&W Lovers Everywhere

This paperback has 95 articles with full color photos. It is full of your favorite authors from the pages of *American Handgunner*, *GUNS Magazine* and our *Special Editions*. You will enjoy this romp down memory lane as you read — and re-read — stories behind these historical guns of Smith & Wesson.

This special 354-page volume, is loaded with revolver, pistol and rifle content — all in **FULL Color!**

Order Today!
fmgpubs.com
amazon.com
or call
760-975-3831

ONLY \$34.95



A quintet of Custom Single Action .41 Specials. Clockwise from top left: a Perfect Packin' Pistol by Gary Reeder, Ruger Flat-Top and Colt Single Action by Hamilton Bowen, Ruger Single-Six and Ruger Three-Screw by John Gallagher.

Flat-Tops as well as an exquisite little .41 Ruger Single-Six with a five-shot cylinder. That brings us to today.

Current Undertakings

My friend Lane Pearce contacted Ruger, Hamilton and Remington with the idea of coming up with a true .41 Special along with factory ammunition. Ruger supplied six GP 100s, Hamilton did the conversion work and the hope was for Remington to supply the ammunition. Thus far, the first two steps have been completed and we can only hope for the third to be finalized. At the time, the only factory .41 Special ammunition I know of is a 215 SWC from Jamison.

I wanted adjustable sights and stainless steel, and Pearce, Ruger and Hamilton made it work. My prototype is on a 3" GP 100 with its six-shot cylinder re-chambered to .41 Special and the original barrel bored out to .41 also.


The right side of the barrel is marked in large letters, "RUGER GP 100," and then under this on the lug, we have in smaller letters, ".41 REM. SPL. +P". The rear sight is the standard Ruger adjustable, while the front sight features the Ruger interchangeable system. The standard front sight is a ramp black post, and I also have access to a gold bead front sight as well as nylon ramp sights in blue, white and yellow. Thus far, I have done most of my shooting with the standard front sight. The Bowen Conversion has performed flawlessly and is proven to be quite accurate.

Applications

There's not much I can't do that I need to do with a sixgun that cannot be handled with this Bowen Ruger .41 Special. With its shorter barrel and compact factory grips, it fits nicely in a Bob Mer-nickle inside-the-pants clip-on holster. This is a gun for the trail, whether that

trail consists of concrete, sagebrush, foothills, forests, or mountains. It will handle anything short of big game hunting.

As a comparison, I looked at some muzzle energy figures of the .45 ACP. These are from a 5" Model 1911 Colt with a closed breech. The standard 230-grain hardball at a muzzle velocity of 825 fps results in a muzzle energy of 340 ft-lbs. and .45 ACP + P loads are the same bullet at 950 fps, yielding 461 ft-lbs. Switching to the short 3" barrel of the GP



Hamilton Bowen expertly converted this 3" Ruger GP 100 .357 Magnum to .41 Special using the original cylinder and barrel.

.41 Special loads compared to the .41 Magnum.



100 with a barrel cylinder gap, these are easily duplicated using the Keith-style bullet. Using 6.5 grains of Unique gives approximately 850 fps, which is slightly more than a standard .45 ACP as far as muzzle energy is concerned, while 12.5 grains #2400 results in slightly more muzzle energy than the .45 ACP + P loads. I had expected the felt recoil of this .41 GP to be unkind to me. However, this was not the case, and the compact rubber grip did an excellent job even when I fired 300 rounds in one session.

Bullet Choice

For loading the .41 Special, I go with three cast bullets, Lyman #410459 KT, the Hensley & Gibbs 220 KT, the LFN 228 grain, and with three jacketed bullets consisting of the Sierra 170 and 210 Jacketed Hollow Cavities, and the Speer 200 SWC-HP. This latter bullet is the old-style consisting of a copper cup and a lead core. It was originally made in .38, .41 and .44 and is an excellent bullet. However, they are long out of production, and my stash is about gone. My powders of choice for the .41 Special are #2400, AA#9, #4227, Power Pistol, Unique, Universal and Red Dot. All loads utilize Winchester LP Primers for standard or magnum loads.

With this short-barreled .41, I shot all of my test loads at a self-defense distance of 10 yards. A couple I found outstanding and would definitely be chosen for everyday carry off the beaten path include both Keith bullets over 12.5 grains of #2400 with muzzle velocities over 950 fps and five-shot groups of 3/4" while the same charge under the Sierra 210 JHC put five-shots in 5/8". For loads in the standard .45 ACP category, 6.5 grains of Unique with the two Keith bullets gave muzzle velocities right at 850 fps and also placed five shots in 3/4".

For a short while, the light burned brightly with the hope of a factory .41 Special sixgun and ammunition. Hopefully, that light is not now extinguished completely.



CUSTOM CORNER

Custom Corner features paid listings by the identified pistolsmiths. Many are members of the American Pistolsmiths Guild and the American Handgunner Club 100. Advertising information is available from: AMERICAN HANDGUNNER, Adv. Dept; 225 West Valley Parkway, Ste. 100, Escondido, CA 92025; delano.amaguin@fmghq.com

The Kitchen Table Gunsmith

An introduction to S & W Revolver Maintenance

Disassembly, Inspection, Repair, Assembly, Theory of Operation

Check it out at: Amazon.com

775-246-1533
 ttussey45@aol.com
www.tusseycustom.com
 24 Moonlight Road #B
 Mound House, NV 89706

Wyoming Sight Drifter LLC

- Easily adjusts sights in the field or at the target range.
- Uses kinetic energy instead of an awkward hammer and punch.
- Eliminates the need for a gun cradle.
- Not much larger than a standard ink pen.

\$136.50 + \$7.00 S/H
\$35.00 Available + \$7.00 S/H

4127 Riata Road
 Carpenter, WY 82055
 Tel: 307-421-2127

wyomingsightdrifter.com
Try it, it'll work. Guaranteed!

CUSTOM GUNS

Including sights, grips and mounts for S&W, Ruger and Colt

www.DLSports.com

POWDER RIVER PRECISION

www.powderriverprecision.com

QUALITY & TIMELY PISTOLSMITHING, PARTS & KITS SALES SPECIALIZED IN: SPRINGFIELD XD/XDM/XDS/HELLCAT 10/22 TRIGGERS

844.PRP.GUNS (777.4867)

Ruger MK Pistols

Reassemble Quickly & Correctly Every Time

One-Time Fix

- * Stays in Pistol
- * No Experience Needed
- * Easily installed in Minutes
- * Not for 22/45 or MK IV models

HammerStrutSupport.com

GLOCK THUMB SAFETY INSTALLED \$130 + SHIPPING
 Not available for Gen 5, 42 & 43.

TEN-RING PRECISION, INC.

Fine custom revolvers and semiautomatic handguns.

210.494.3063-FAX 210.494.3066
 1449 Blue Crest Lane, San Antonio, TX 78232
[tenring.com-email: alex@tenring.com](mailto:alex@tenring.com)

GUNNYSACK

LINDSEY BERTOMEN

NORTHERN PRECISION 10MM SABRE STAR BULLETS



Northern Precision's William Noody makes custom bullets, one at a time.

The 10mm Sabre Star bonded bullets have six aggressive petals and a deep cup in the hollow point. Rather than having the lead core come all the way up to the rim of the

hollow point, the lead stops short of the "petals." Before I tested the bullets, I theorized the hollow point would fill rapidly and put the brakes on quickly.

For 10mm, a caliber that can toss 180-grain bullets at 1,150 fps without much effort, reloaders have to consider overpenetration when loading for defense or hunting. I loaded Sabre Star 10mm bullets over 3N37 and shot them through Springfield Armory's newest XD-M Elite 4.5" OSP 10mm.

These .40 caliber hammers took 18" to stop in bare gelatin, opening to 140% and retaining 100% of their weight. Through windshield glass, they expanded and traveled 15", staying together. This is exactly the performance we want from a bonded bullet. NPCustomBullets.com

TOM McHALE

SIMTEK STEALTHALERT MULTI-SENSOR



Safes and lockboxes are a necessity for responsible gun storage and security from theft, but wouldn't it be great to know if someone was messing with them in your absence?

The Simtek StealthALERT multi-sensor keeps an eye on things while you're away. A motion sensor detects movement nearby, like when a safe door is opened. A light sensor performs an overlapping function, letting you know when a door, cabinet, or closet is opened, assuming it's normally dark inside. The vibration alert lets you know when the unit itself is moved. If someone tries to steal the whole lockbox, you'll know, even if it hasn't yet been opened.

The system uses whatever cell network is accessible (no WiFi or Bluetooth required) to send alerts via text message and via a smartphone app. In my testing, the app told me within 15 seconds of any type of disturbance. Get creative, there are lots of uses for this device!

Simtek StealthALERTS will be available in retail channels soon, but you can order one directly from the company for \$150. Simtek.io

TOM McHALE

INFINITY DEFENSE TARGETS



What's heavier than paper, lighter than steel, welcomes spray paint graffiti and encourages you to shoot the crap out of it?

That would be the new Infinity Defense Target. It's a nifty idea. These silhouette targets are about 3/4" thick and made of recycled rubber, so bullets pass right on through. No ricochets or concerns about safe distance to maintain from the target. They're built to handle 110 5.56mm rounds. Per. Square. Inch. Read that again — they take 7,500 or so boatloads of impacts and keep on ticking.

To completely cover hits, just spray paint them like steel while thanking the company for not having to lug heavy plates around. The combination of pass-through design and easy hit coverage makes them great for matches, and you can get IDPA, IPSC and other engraved patterns (no need to redraw scoring lines).

Just use jumbo clamps to attach them to regular target sticks, and you're ready to shoot. The company even sells paint stencils for "no shoot" targets. A very cool and innovative idea. InfinityTargets.com

TOM McHALE

BREAKTHROUGH TECHNOLOGIES SUPPRESSOR CLEANER

I've been using Breakthrough Technologies Military Grade Solvent for quite some time now for general cleaning, de-gunking and degreasing. It's ... pleasant, which is why I use it so much. No noxious chemicals or fumes; it's like using water that evaporates from your work quickly without leaving any residue. Love the stuff.

Now, the same company offers an equally "pleasant" cleaner for suppressors. As you may know, suppressors are a challenge. You might see "recipes" on the internet for a "combination of chemicals" that'll eat up lead and carbon. Don't do it, you just might poison yourself in the process with toxic fumes from the chemical reaction.

This suppressor cleaner is water-based, like the Military solvent and contains no ammonia, so you won't get in trouble with your significant other when cleaning indoors. But it'll still help you get the heavy carbon and lead out. It also helps prevent rust and corrosion without harming your suppressors. BreakthroughClean.com



KNIFE, PEPPER SPRAY, TASER, PISTOL

SITUATION: A known killer, armed with a lethal weapon, attempts to kill again. When lesser means fail, deadly force becomes the only remaining recourse.

LESSON: A violent criminal's force must be met with necessary countervailing force. Reality does not dissuade false accusations in the aftermath. Truth and provable reality are the best antidotes to false accusations.

On a hot and steamy day, I stand in the middle of the death scene with defense attorney Rick Howard, fellow expert witness Steve Sager, and the cop who fired the fatal shots. We are in a ramshackle, now abandoned home that reeks of poverty, sadness and grief for lost loved ones. One of the plaintiff's lawyers is there, too.

The room where it finally went down is smaller than it looked in the crime scene diagrams. I can see how close the three players in the deadly drama were to one another when the three gunshots exploded, which ended the crisis.

There were no winners on that painful day, only degrees of losing and suffering. Two law enforcement officers came close to dying and one violent man lost his life.

The officers now stood accused of wrongful death.

Welcome to America in the 2020s. I hate to write *Ayooob Files* without real names, and here I am doing it for the second time in a year at the request of legal counsel for the community that was sued over it. This case could have become a political football; it fortunately did not, and the town's decision-makers do not wish to pick scabs off healing wounds. Accordingly, the only real names used here are the ones you have already seen. My apologies.

Scenario

This took place in a hamlet in the Deep South. Its population is fewer than 2,000 and its police department consisted at the time of two men: the chief of police and a single patrolman. The average family income in the town was less than \$20,000 per year, and predictably, the public safety budget was small. There was no money for body cameras or even a shotgun, let alone a patrol rifle. The town cops did carry pepper spray, though they couldn't afford a TASER. At least they found money to purchase a modern duty sidearm: the 9mm SIG P320 with weapon-mounted light, loaded with 135-grain +P Hornady Critical Duty ammunition.

This purchase would prove to be a lifesaver.

In that sad home I described lived a man I'll call Bad Son, a tall, lean man with a violent history. The home belonged to his mother, who had taken Bad Son in after he was released from prison.

The Mom had one Good Son who did his best to take care of her after she suffered a debilitating stroke. Unfortunately, she also had ... the other son.

Prelude

Local law enforcement was well aware that years before, Bad Son had shot and killed his mother's boyfriend, and his defense lawyer was able to get him down to a manslaughter conviction, for which he had served hard time.

His Mom had forgiven him and taken him into her modest home. Her stroke had left her severely incapacitated, both cognitively challenged and with limited ability to speak. Good Son was doing his best to care for her.

The police, of course, were duty-bound to serve that warrant.

First Encounter

In mid-November of 2018, the entire Police Department — the chief of police and the one Patrolman — came to the home to serve the warrant. They had hoped to quietly take him into custody.

Continued on next page

AYOOB FILES

It was not to be. Bad Son confronted the officers with a large butcher knife and told the cops he wasn't going to submit to arrest. As he came toward the two lawmen menacingly with the knife, the chief pepper-sprayed him.

The oleoresin capsicum had no effect whatsoever.

Her choice was now to traumatize the elderly, crippled mother by killing her son in front of her or retreating. Both policemen chose retreat, backing out of the house. Moments later, Bad Son fled out the back door and into the adjacent woods.

The decision was made to let him go. They would return later, having given Bad Son a chance to calm down and perhaps sober up.

That turned out to be a vain hope.

Second Encounter

There was still an arrest warrant to serve. Hours later, with the Patrolman still on duty and the chief now off duty, Patrolman determined that Bad Son had returned home. He radioed for backup. In small communities such as this, the county sheriff's department is often the only backup available for a lone municipal officer.

A full-time Deputy responded, as did a part-time deputy who knew Bad Son and hoped to be able to reason with him.

Serving their lawful warrant, the officers made entry. Good Son and the mother were both present. Fortunately, Good Son ushered his mother safely outside before things turned ugly.

Patrolman and Deputy moved carefully through the home, a "shotgun style" structure. They passed through the living room and into a hallway, which offered two portals into a small, narrow kitchen area.

Picture a flattened triangle. At the lower left corner is Deputy, near the first door leading into the kitchen. Ahead of him in the hallway, at the second door, is Patrolman. Inside that narrow kitchen is a doorway covered by a blanket, parallel to the doorway where Patrolman is standing.

And now, that blanket is swept away by an angry man's arm and through the opening comes Bad Son, knife in hand, in an obvious state of rage and in a confrontational posture.

Final Confrontation

The tableau freezes into a momentary pause of movement. Patrolman, on the narrow end of the triangle and only a few feet away from Bad Son, takes him at gunpoint with his SIG P320. On Patrolman's left, Deputy draws his department issue TASER and levels it

on the knife-wielding Bad Son. They have flowed into the standard recommended pattern for dealing with an offender with a deadly contact weapon: one officer with the TASER, the other in the position of "lethal cover." If the offender refuses to drop the knife, the one with the TASER will deploy that less-lethal weapon, and if the knife-wielder comes at either of them, the officer who is "lethal cover" must deploy lethal force.

They try to reason with him. They order Bad Son to drop the knife. Patrolman at one point pleads, "It doesn't have to be like this!"

“One curse of explaining defensive shootings is they usually happen so fast the telling of what happened takes much longer than the incident itself. This can create the illusion it happened in slow motion, giving the participants all kinds of time to explore options.”

But Bad Son does not drop the knife. Accordingly, Deputy deploys the TASER.

The two probes lash out from the TASER, striking Bad Son. But before the 50,000 volts can take effect to fibrillate muscles and cause him to collapse, he simply sweeps the big knife down in an arc and severs the TASER wires.

Bad Son snarls, "I'll kill you!"

And he lunges.

Shots Fired

Patrolman had Bad Son already covered with his SIG extended at arm's length in an Isosceles stance, and when Bad Son comes forward with the knife, Patrolman fires as fast as he can. The knife-wielder falls, and the cop stops firing.

And it is over. Bad Son lies motionless on the floor. He does not survive.

Neither officer has been touched by the big, deadly knife.

The Justice System

Gunfights generally end in seconds. Investigations thereof take months. The court aftermaths take years.

Larger, over-arching agencies generally perform the investigations of officer-involved shootings. This case was investigated by the State Department of Law Enforcement. It concluded the shooting death of Bad Son was justified under the circumstances.

The criminal justice community had cleared the police, but the civil justice side was still to be heard from. It is not much of an exaggeration to say, "anyone can sue anyone for anything." We have to remember what you

or I might recognize as complete and utter BS, when uttered by an attorney, becomes "plaintiff's theory of the case" and has to be treated with the same serious respect as the actual truth. The wrongful death lawsuit by the estate of the late Bad Son against the town and the Patrolman was, in my opinion, a classic example.

Three shots had been fired. Bad Son had two gunshot wounds in the torso, one in the leg and one in the hand. The latter was a pass-through by a bullet that inflicted a secondary wound. It was the plaintiff's claim that Patrolman had shot Bad Son in the leg, causing

him to fall helplessly to the floor, and then pumped two unnecessary fatal bullets into the "victim."

Fortunately, the defense was led by a lawyer particularly wise in these matters. Attorney Rick Howard meticulously crafted a defense that proved the truth of the matter.

False Allegations

Howard hired me as an expert witness. In turn, I recommended he hire Steve Sager to do a computer reconstruction showing the angles, the bullet trajectories, and the unforgiving timeline of what had happened. Sager and I had worked together on previous homicide cases, and his work had always been stellar. This case was no exception.

In matters like this, the defense strategy is two-pronged. First, take apart the false allegation brick by brick. Second, show the truth of the matter just as carefully in precise, documentable detail.

It was implied the officers had rushed in on Bad Son unnecessarily and used excessive force. The defense was able to prove otherwise. In the first encounter, the chief and the patrolman had actually retreated from the home rather than shoot the knife-wielding offender in front of his mother.

In the second and fatal encounter, Howard made it excruciatingly clear the officers had tried virtually all lesser force options, and Bad Son's violent escalation had proven impervious to all of them.

Words had failed. Verbal crisis intervention is, in essence, reasoning

with the suspect. As this case clearly demonstrates, one cannot reason with unreasonable people.

The pepper spray used by the chief had shown no effect. In the end, Bad Son had defeated the TASER with a slash of his 9"-blade knife. When he lunged with the edged weapon, his own actions had foreclosed any option the police had at their disposal except deadly force.

The plaintiffs implied the police should have just left Bad Son alone. Such a theory disregards the fact this man was known to have taken human life in the past and was furious at his crippled elderly mother and his brother for turning him in for stealing from his mom. Leaving him there with his family members — now potential victims — was not a good option.

Another implication was the old "he only had a knife, and the cops had bulletproof vests." We were prepared to show a jury that the manufacturer of the officers' body armor did not warrant it to stop a stabbing weapon. Steel is much harder than lead; knives are pointed, and bullets are blunt; and the long knife in the attacker's hand had vastly more sectional density than the bullets the body armor was designed to stop. In any case, body armor covers no more than 30% of the body and does not shield the face, throat, etc.

One curse of explaining defensive shootings is they usually happen so fast the telling of what happened takes much longer than the incident itself. This can create the illusion it happened in slow motion, giving the participants all kinds of time to explore options. It is critical for the defense to constantly bring the triers of the facts back to the unforbearing speed of the attack and the limited time the defenders had in which to react.

Reconstruction showed Bad Son and Patrolman were perhaps six feet apart when the shots were fired. We were prepared to show that had Patrolman not pulled the trigger, he would have been stabbed or slashed in less than one second. We were also prepared to show the three shots in question were probably fired in no more than half of one second, from the first shot to the last.

The plaintiff's theory rested largely on two witnesses: the reserve deputy and the owner of a funeral home who was offered as an expert witness for the theory of "shot in the leg and fell, then executed while helpless." The latter theory was shown to be flatly impossible. Good Son, an earwitness who was outside when the shots were fired, reported a rapid-fire volley with no lapse between shots. So did everyone else, including the reserve deputy. This, plus the angles of the wound paths through Bad Son's body, utterly

destroyed the plaintiff's theory. The plaintiff's witness had no training in shooting reconstruction; I am guessing they offered him because no credentialed forensic pathologist or trained homicide investigator would support the alternate reality they were hoping to put before the Court.

In sworn pre-trial deposition testimony, the reserve deputy admitted the cops had tried to de-escalate, that Bad Son had finally lunged with the knife at close range, and the three shots had been extremely rapid. However, he averred he would have allowed Bad Son to stab him rather than shoot the man. Now, there's a model of public safety for you: Let a convicted killer murder you, take your loaded service pistol and spare magazines from your corpse with which to kill the mother and brother who had turned him in and take the keys to your patrol car with privileged communications that would allow him to evade capture. To give you an idea of this witness's expertise, when asked what sort of pistol he was issued, he did not know the model or even the make but thought it was a 9mm.

This travesty of a plaintiff's case did not go to trial. On November 20, 2022, the Circuit Judge assigned to the matter dismissed the case in its entirety. The accusation that had hung over the cops for four years almost to the day was finally over.

Lessons

It is not an exaggeration to say you will be judged by the public for millions of times longer than it took for the shooting itself to take place. The knife-wielder's lunge and the policeman's three-shot volley clearly took place in less than one second. From that moment to the dismissal of the case four years later, some 126,144,000 of those seconds had elapsed.

If you want an attorney who knows how to handle this type of case, it won't be cheap. Rick Howard's orchestration of the defense and the successful motion to dismiss was nothing less than masterful. Howard himself told me later, "This would not have been possible but for an insurance company that believed the officers and gave them the best defense money could buy." If you are a cop, join the union or fraternal organization that will pay for your defense in such a case. If you are a private citizen, join a post-self-defense support group such as Armed Citizens Legal Defense Network (ArmedCitizensLegalDefenseNetwork.org) where (total disclosure) yours truly serves on the advisory board.

Finally, understand escalation and de-escalation of force as thoroughly as the two lawmen in this instance did. This case clearly shows why.



UNITED STATES POSTAL SERVICE® (All Periodicals Publications Except Requester Publications)

Statement of Ownership, Management, and Circulation

1. Publication Title: American Handgunner

2. Issue Frequency: Bimonthly

3. Number of Issues Published Annually: 6

4. Annual Subscription Price: \$19.75

5. Complete Mailing Address of Principal Office of Publisher (do not print street, city, county, state, and zip+4): 225 W Valley Parkway, Suite 100 Escondido, CA 92025

6. Complete Mailing Address of Headquarters or General Business Office of Publisher (do not print street, city, county, state, and zip+4): 225 W Valley Parkway, Suite 100 Escondido, CA 92025

7. Full Names and Complete Mailing Addresses of Publisher, Editor, and Managing Editor (do not use initials):
 Publisher: Dawn von Rosen, 225 W Valley Parkway, Suite 100, Escondido, CA 92025
 Editor: Tom Michale, 225 W Valley Parkway, Suite 100, Escondido, CA 92025
 Managing Editor: Tom Michale, 225 W Valley Parkway, Suite 100, Escondido, CA 92025

8. Owner (Do not leave blank. If the publication is owned by a corporation, give the name and address of the corporation immediately followed by the names and addresses of all stockholders owning or holding 1 percent or more of the total amount of stock. If not owned by a corporation, give the name and address of the individual owner. If owned by a partnership or other unincorporated firm, give its name and address as well as those of each individual owner. If the publication is published by a nonprofit organization, give its name and address.)
 Publisher/Development Corporation, 225 W Valley Parkway, Suite 100, Escondido, CA 92025
 Dawn von Rosen, 225 W Valley Parkway, Suite 100, Escondido, CA 92025
 Joanne von Rosen, 225 W Valley Parkway, Suite 100, Escondido, CA 92025
 Margu Gulickson, 225 W Valley Parkway, Suite 100, Escondido, CA 92025

9. Known Bondholders, Mortgagees, and Other Security Holders Owning or Holding 1 Percent or More of Total Amount of Bonds, Mortgages, or Other Securities. If none, check box: None

10. Tax Status (For completion by nonprofit organizations authorized to mail at nonprofit rates):
 The purpose, function, and nonprofit status of this organization and the exempt status for federal income tax purposes.
 Has Changed During Preceding 12 Months.
 Has Changed During Preceding 12 Months (Publisher must submit explanation of change with this statement).

11. Publication Title: American Handgunner

12. Issue Frequency: Bimonthly

13. Issue Date for Circulation Data Below: Nov/Dec 2023

14. Extent and Nature of Circulation

15. Total Number of Copies (Net press run)	Average No. Copies Each Issue During Preceding 12 Months	No. Copies of Single Issue Published Nearest to Filing Date
a. Total Number of Copies (Net press run)	88,879	92,635
b. Paid Circulation (By Mail, Retail, or Other)	57,724	64,323
c. Paid Distribution Outside the Mails (Including Sales Through Dealers and Carriers, Street Vendors, Counter Sales, and Other Paid Distribution Channels)	0	0
d. Paid Distribution by Other Classes of Mail Through the USPS (e.g., First-Class Mail®)	0	0
e. Total Paid Distribution (Sum of b, c, d, and e)	57,724	64,323
f. Free or Nominal Rate (Free or Nominal Rate Outside-County Copies Included on PS Form 3841)	1,054	1,060
g. Free or Nominal Rate In-County Copies Included on PS Form 3841	0	0
h. Free or Nominal Rate Copies Mailed at Other Classes Through the USPS (e.g., First-Class Mail®)	0	0
i. Free or Nominal Rate Distribution Outside the Mails (Carriers or other means)	117	100
j. Total Free or Nominal Rate Distribution (Sum of f, g, h, and i)	1,171	1,160
k. Total Distribution (Sum of e and j)	58,895	65,483
l. Copies Not Distributed (See Instructions to Publishers #1 (page #3))	30,119	28,211
m. Total (Sum of k and l)	88,879	92,635
n. Paid (Sum of b, c, d, and e) (100%)	58.3%	69.2%

16. Paid and Nominal Rate Distribution (Sum of f, g, h, and i) (100%)

17. Paid and Nominal Rate Distribution (Sum of f, g, h, and i) (100%)	Average No. Copies Each Issue During Preceding 12 Months	No. Copies of Single Issue Published Nearest to Filing Date
a. Paid Electronic Copies	N/A	N/A
b. Total Paid Print Copies (Line 16c) + Paid Electronic Copies (Line 16a)	0	0
c. Total Paid Distribution (Line 16e) + Paid Electronic Copies (Line 16a)	0	0
d. Percent Paid (Sum of b and c) (100% divided by line 16j)	0	0

17. Publication of Statement of Ownership: The publisher is a general publication, publication of this statement is required. Publication not required. In the _____ issue of this publication.

18. Signature and Title of Publisher, Business Manager, or Owner: *Heather Oswald*, Production & Circulation Director, Date: 9/29/2023

19. I certify that all information furnished on this form is true and complete. I understand that anyone who furnishes false or misleading information on this form or who omits material or information requested on the form may be subject to criminal sanctions (including fines and imprisonment) and/or civil sanctions (including multiple damages).



NEWPRODUCTS

EAGLE SHOULDER HOLSTER RIG

CraftHolsters

The *Eagle Shoulder Holster Rig* from Craft Holsters is adjustable in every direction. This rig caters to individual body types. The Italian leather



exudes quality and style while protecting your firearm. The holster rig consists of the main shoulder part (molded on the exact replica of your firearm for a glove-like fit), cross-body shoulder harness, double magazine pouch and belt tie-down straps. The holster is designed for horizontal shoulder carry but can be dismounted from the harness and used as a regular belt slide holster. MSRP: \$175. For more info: (855) 844-5400, CraftHolsters.com

PREMIUM TRUGLO BUIS FOR S&W M&P C.O.R.E.

TangoDown, Inc.

TangoDown partnered with TRUGLO to manufacture *Premium TRUGLO BUIS for S&W M&P C.O.R.E.* with part name SW-BUIS-WDO-NT. The backup iron sights are specifically for use with the AASW-01 mount. The SW-BUIS-WDO-NT features a precision-machined steel front sight with white dot insert (no Tritium). Professional Gunsmith installation of BUIS required. MSRP: \$86.65. For more info: TangoDown.com



BLACK LEATHER HYBRID HOLSTERS

Mission First Tactical

Mission First Tactical introduces their line of *Black Leather Hybrid Holsters*. The line includes

Appendix Inside Waistband (AIWB), IWB and OWB holsters. Functional and comfortable, these Kydex-style holsters are fused with genuine American full-grain leather. These EDC holsters give the benefit of exact tolerances, secure retention and easy re-holstering with all of leather's comfort, style and feel. All models come standard with a 1.5" belt clip. MSRP: From \$69.99. For more info: (267) 704-0001, MissionFirstTactical.com



GX4 GRAPHENE

Taurus USA

Taurus redefines compact firearms with the *GX4 Graphene*. The handgun is the first-ever Taurus firearm to incorporate graphene technology, setting new standards for compact handguns. Graphene is the world's thinnest material, "200 times more resistant than steel and five times lighter than aluminum." Features of the GX4 Graphene include a serrated drift adjustable steel rear sight, white dot steel front sight, visual loaded chamber indicator, DLC-coated barrel, gray graphene finish, flat face serrated trigger and more. MSRP: \$424.99. For more info: (229) 235-4020, TaurusUSA.com



357 SIG

Freedom Munitions

Freedom Munitions has added the *357 SIG* caliber to the popular X-DEF self-defense line. The new cartridge uses a brass case with X-Treme Bullets' copper plated, 124-grain X-DEF hollow point expanding bullet and is loaded with premium, low-flash powder. Tested in Freedom Munitions' ballistics lab, the 124-grain projectile travels at a velocity of 1,350 fps with a 4" barrel and penetrates 13"-15" in clear ballistic gelatin. MSRP: \$32 per box of 50. For more info: (208) 746-3668, FreedomMunitions.com



R3D 2.0 TRITIUM NIGHT SIGHTS

XS Sights

XS Sights introduces the *R3D 2.0 Tritium Night Sights*. These improved 2nd gen R3D notch and post tritium sights give gun owners a brighter, stronger set of self-defense sights that are easier to install than the original. They feature two rear tritium dots that are bigger and brighter than their gen 1 counterpart. The new sights also have a PVC ring around the rear sight lamps to improve sight picture. The rear sight is also blacked out and serrated to reduce glare. Compatible with all GLOCK and select S&W models. MSRP: From \$131.99. For more info: (888) 744-4880, XSSights.com



OUTRIDER ACCESSORY HOLSTERS

CrossBreed

CrossBreed Holsters offers two new products to its *OutRider* holster series — the *OutRider Accessory Holster* in OWB belt carry and modular system configurations. Made of the same premium, reinforced-stitch leather as the holsters, these multi-fit accessory holsters can accommodate a broad range of small items you need to keep conveniently at-the-ready. Use them as an EDC mag pouch, small flashlight holder, a multi-tool carrier, pepper spray carrier, or for any number of functions. MSRP: From \$19.95. For more info: (888) 732-5011, CrossBreedHolsters.com





FOR MORE INFO ON SEEING YOUR PRODUCT FEATURED IN NEW PRODUCTS, CONTACT DELANO AMAGUIN (delano.amaguin@fmghq.com)

MSRP is subject to change without notice. FMG Publications presents the MSRP in good faith and is believed to be correct at the time of printing.

SIMTEK SENSOR II

Simtek

The *Simtek Sensor II* is a vital tool for firearms owners. It protects your 2nd Amendment rights and ensures the safety of your weapons and valuables. With 3-in-1 intrusion sensor technology, the *Simtek Sensor II* can detect if someone breaches your safe, alerting you immediately so you can take action to protect your property. Aside from its advanced security features, the *Simtek Sensor II* also includes temperature and humidity monitoring to ensure firearms are stored in optimal conditions. MSRP: \$200. For more info: Simtek.io



PERFORMANCE CENTER M&P 10MM M2.0

Smith & Wesson


Smith & Wesson unveils the *Performance Center M&P 10mm M2.0* pistol. Chambered in 10mm Auto, this new full-size polymer handgun is built with enhanced features that include a ported 5.6" barrel to reduce muzzle rise, optic-height tritium night sights for a clear sight picture in low-light and a Performance Center-tuned flat M2.0 trigger with a crisp break and audible reset. The gun's 10mm slide is cut for optics and ships with S&W's C.O.R.E. plate system, two 15-round magazines and four palm swell grip inserts. MSRP: \$749. For more info: (413) 781-8300, Smith-Wesson.com



DISRUPTER ELECTRONIC EAR BUDS

Walker's

Walker's pair of *Disrupter Electronic Ear Buds* provides reliable noise protection and sound quality required at the range and the backcountry. It cancels dangerous-level noises, enhances desired environmental sounds and delivers superior audio from cell phones, tablets and other devices through Bluetooth connectivity. The ear buds feature Walker's Forward Focus Mode, 360° Directional Sound, Active Noise Cancellation and Rapid Impulse Cancellation. MSRP: \$249.99. For more info: WalkersGameEar.com



DECREE OWB HOLSTER

Versacarry

The optics-compatible *Decree OWB Holster* from Versacarry is packed with new features and color options. Made with premium water buffalo leather, the *Decree* also has an inlaid polymer front. This design helps the holster keep its shape for easy re-holstering. It has an adjustable retention screw, two large leather belt loops and double-ply leather backing. Available in four sizes to accommodate most firearm models, the *Decree* comes in Distressed Brown, Black and Gun Metal Gray with khaki thread. MSRP: From \$64.99. For more info: (979) 778-2000, Versacarry.com



LV8 SLING PACK

5.11 Tactical

New loadbearing products are now available from 5.11 Tactical. One of them is the 8-liter *LV8 Sling Pack*. It is a smaller version of the *LV10* with a covert exterior and an interior of multiple pockets and retention straps for organizing a full med kit or everyday carry gear. The *LV8* is part of the *LV (Low Vis) Collection* designed for versatile and functional discreet carry. MSRP: \$90. For more info: (866) 451-1726, 511Tactical.com



GUARDIAN OPTIC MOUNT & GUARD

Radian Weapons

The *Guardian Optic Mount & Guard* from Radian Weapons eliminates the need for an added sealing plate. O-rings on the mounting screws hold the hard-anodized 7075 Aluminum Type III plate watertight to the slide to seal out moisture and eliminate corrosion in the mounting threads. Its *STUD-LOK* threaded stud/nut mounting interface provides longer thread engagement, greater hold down power, with increased shear resistance. Six back-up sights (BUS) integrate into the *Guardian* for rapid, reliable and precise target acquisition in case of red dot optic malfunction. MSRP: \$209.95. For more info: (503) 893-2987, RadianWeapons.com



WEDGE XT

Streamlight, Inc.

Streamlight's USB-C rechargeable *Wedge XT* can deliver up to 500 lumens for two hours on high. Measuring 4.25", the light features a flat, low-profile design that allows for concealed carry in either pocket. A tactical push-button tail switch provides easy, one-handed use over the light's momentary or constant-on operation. Weighing 2.62 oz. (with battery), the *Wedge XT* is made from rugged anodized aluminum and features a polycarbonate lens. It is IPX7-rated for waterproof operation and impact-resistance tested to one meter. MSRP: \$155. For more info: (800) 523-7488, Streamlight.com



A .22 Magnum Contender (lower) and a newer Encore. The Encore is beefier and calibers like .308 or bigger are possible. Accuracy is also sterling.



more potential. At the time, Bushnell made one of the very first handgun scopes, calling it the "Phantom." At 1.3X, it had a narrow field of view and not much power, but the crosshairs made a huge difference.


Once mounted, the scope delivered 25-yard groups as ragged single holes. Gosh. At 50 yards, 1" groups were the norm. In a bold move, I pushed it out to 100 yards and, on a calm day, could chase 1.5" to 2" easily. To say this raised the bar for handgun hunting small game profoundly understated matters.

By the middle 1980s, I had a half-dozen or so new barrels, and today, they seem to have gained momentum somehow, and I remain convinced barrels self-procreate in the safe. I have the standard calibers like the .22 LR, .22 Magnum, .357 Magnum, .44 Magnum, .45 Colt and even a .30-30 (which does yeoman duty on Missouri deer, I might add). But by some marvel, I seem to have acquired a .221 Fireball barrel, .222 Remington, .22 Hornet, .223, .32-20, .32 H&R Magnum and ... um ... maybe a few

others. But they're handy if you need to test the accuracy of a given load, so that's my excuse, and I'm sticking to it.

TC Contenders and later Encore designs (bigger, stronger frames) won my heart completely, and I smile every time I see one of mine. If you're really interested — or if you'd like to be interested — I recommend you join the Thompson Center Collectors Association. You can find them at Thompson-CenterAssociation.org, or you can give the president, Art Lamontagne, a call at (207) 252-3663. Their quarterly *One Good Shot* magazine is worth the price of admission alone and is chock-full of articles, info, how-to, classified ads and lots more.

Today, you can often find a Contender with a barrel and often a scope around the \$600 to \$800 mark. Then additional barrels are on eBay and other sources from about \$250 on up, so you can add a caliber easily and affordably. Look into it, you'll have a single-shot blast!



A handful of spare barrels Roy's accumulated. If you have one frame, it opens the door to dozens of caliber options. The tape on one barrel prevents the pivot pin from getting lost.

INDEX OF ADVERTISERS

Alien Gear Holsters	25
Beltman Inc.	63
Burger Knives	10
ChamberSnake	27
Charles Gradie	65
Civilian Warfighter	6
D & L Sports Inc.	65
Dillon Precision Products	45
European American Armory Corp.	23
GUNS Magazine	31
HiViz Shooting Systems	9
Holosun	21
HSS Corp.	65
IronMind Enterprises Inc.	10
Les Baer Custom	75
Mag-na-port	11
MTM Case-Gard	8
N.C. Ordnance	19
North American Arms	15
O.F. Mossberg & Sons	3
Powder River Precision Inc.	65
Ruger	7
Savage Arms	2
Simply Rugged Holsters	11
Spartan Blades USA	9
Springfield Armory	76
Staccato	17
Ten-Ring Precision	65
Thunder Mountain Custom	12
Tussey Custom	65
W.C. Wolff Company	6
Walk the Talk America	49
Wilson Combat	13
WRB Inc.	63
Wyoming Sight Drifter LLC	65
XS Sights	11

GUN RIGHTS

Alan Korwin

THE RUSE AND FALL OF GUN CONTROLLERS



Because those of us on the right side think logically and in straight lines, relying on facts, we fool ourselves into believing that's how everyone thinks. We proceed headlong in verbal defense of our rights to arms — without actually using arms to defend the rights. It's as if we believe argument and debate will win the day. Free speech, the First Amendment, had led us to this new model, debate, instead of the classic approach, destroy. For most of human history, people relied on the latter model.

Our adversaries on the opposite side do not think logically or with facts, especially about arms. They act out emotionally and behave irrationally. Facts only confuse them.

Driven by fear, confusion, misinformation, blindly ignorant never having touched let alone fired a gun, they are massively influenced by the great de-educator, TV. They have a medical condition, hoplophobia, a fear of weapons, not a political one. They suffer from mass formation, the technical term for mass psychosis.

In fact, guns are the foundation of a stable, free society. Without guns — and action at a distance that firearms provide — politics and life is about raw power and has been throughout human history. The hordes rode into town, raped, pillaged and plundered, and life was “nasty, brutish and short” (thank Thomas Hobbes for being so succinct).

Assault Is A Behavior

When my associates and I started our *Guns Save Lives* lawsuit in 2011 and then won this First Amendment case against Phoenix, our *Guns Save Lives* bus stop ads could go back up all over town. We were excited! City officials had torn them down at night because they didn't like the message. We promoted free-market training. Officials literally manifested gun fear (hoplophobia) to the point of violating our most revered values in attempts to quash free expression. Guns do save lives and stop crime, far more often

statistically than criminals use firearms to murder or commit crimes. Every serious study on the matter confirms this.

The so-called “news media” failed to say much about our case or the reality of gun use. Journalists refuse to cover virtually anything about the good side of guns. When did you ever see the media talk about getting a gun for yourself, or learning how to use one, or even self-defense? Sixty million American homes are safely armed, 100 million Americans own firearms, and the media basically censors the topic. They no longer even pretend to be neutral or unbiased. The prejudice is overwhelming and now widely recognized — objectivity has been abandoned as a standard (*Washington Post*, 1/30/23; *Wall Street Journal*, 2/1/23).

“Editors want you talking about so-called assault weapons. Assault is a kind of behavior, it is not a kind of hardware.”

Editors want you talking about so-called assault weapons. Assault is a kind of behavior, it is not a kind of hardware. That's why they couldn't define it in Feinstein's 100-page bill. Assault is also outlawed at every level. The Heritage Foundation notes, based on extensive research, that armed homicide is carried out by a small number of well-identified people and groups. Police know this. They know who. Mess media also knows it, but publicizing the fact has racial focal points, so they avoid it to perpetuate myths and avoid stereotypes.

Wants Needs

Mess media still asks why anyone needs an AR-15 or 30-round magazines. What kind of reporters are these? Years later, they still don't know?


First, it's not about need — that's the communist model — where someone decides and is in charge of what you need, telling you what you can have. Shoes, food, fuel, heating ... doled out by “officials”

The question is, really, why would anyone want an AR-15 or 30-round magazine? That's easy because millions of Americans obviously want and have them. Why? For the same reasons police do! And these so-called reporters still don't know. It's for safety. And protection. You and your neighbors are the true first responders. Authorities are typically backup when they act (if dark-side politics don't impede them). Criminals act when police aren't present.

More ammo is safer. Running dry when the need is high can make you die. And because AR-15s work so well — they're reliable, easy to maintain, accurate, customizable and American-made — of course, people want them, the same as authorities do.

And now we're at the heart of the matter because so-called “news” media people have become among the greatest threats to American freedom we face. They lie, deceive, slant and keep hard facts from you — with a smile, makeup and good hair.

The Bradys claim we've stopped two million criminals from getting guns — and we have their names and addresses on signed forms. Where are they? Why do we still have 7,000 murders in inner cities every year? And few arrests?

It's the perpetual ruse of gun control. It's not about guns, it's about control. 

Award-winning author, writer, consultant and musician Alan Korwin has written 14 books, 10 of them on gun law, and has advocated for gun rights for more than three decades. Now writing his 15th book, Why Science May Be Wrong, see his work or reach him at GunLaws.com.



ROY HUNTINGTON

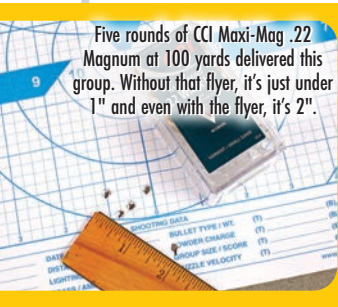
THE INSIDER™



Can you shoot them off-hand? You bet, with shorter, lighter barrels, this 6" steel plate at 100 yards shows what the .22 Magnum can do if you pay attention.

SINGLE SHOT SHOOTERS

VINTAGE TC CONTENDERS



Five rounds of CCI Maxi-Mag .22 Magnum at 100 yards delivered this group. Without that flyer, it's just under 1" and even with the flyer, it's 2".



The CCI Green Tag Competition .22 LR ammo plopped four rounds into 1", but after seven shots, it bumped up to about 2".



Swapping to a .22 Magnum barrel, Roy put this ammo lineup through the gun at 100 yards. Was there a favorite?

In the middle 1970s, I saw my first Thompson Center Contender in a local gun store. It was unusual, being a single-shot, break-open, external hammer gun, but that uniqueness hinted at intriguing possibilities. Simply put, once I saw it in the flesh, it captured my imagination, and I had to know more. As it sat there among the DA revolvers and 1911 pistols, it presented itself as if it were making a statement: "I'm different — but worth the chance."

Roy's original .22 LR barrel and frame loves good ammo.



The accuracy of the TC design means you get the most out of any load and he tried these at 100.



The model I saw was a very early gun from the late 1960s and had the classic TC wooden stock and forend. The barrel was the slim octagonal one, chambered in .22 LR. It had adjustable sights and it went home with me after a very long five-day wait at the time. Thank you, California.

The Thompson Center concept was a joint effort among a very small handful of gun guys of the time. After much design and prototyping work, the original Contender saw the light. At first, the shooting public and gun press panned it. "What, no safety? Why would you only want a single shot to hunt with? You can change the barrels? That's crazy; why would you want to do that?"

At the time, the firearms press was staunchly traditional and populated by writers who were more than likely born close to 1900 or so. Can you say closed-minded? Fortunately, the founders stayed the course, and soon, the shooting public learned to endorse this amazingly versatile — and accurate — single-shot handgun. New caliber

selections were added as time passed, and soon, everything from the .22 LR and .22 Magnum to the .30-30 and beyond could be had. Companies like SSK took the basic gun and ran with it, creating custom creations in daring calibers like .375 JDJ and others. Grip maker Steve Herrett and gun writer Bob Milek used the TC design, creating the .30 and .357 Herrett in the early '70s. This kind of work turned the Contender into a true big game gun in the right hands.

But for me, the simple elegance of the design held sway. By distilling things down to the basics, the design almost forces a shooter to take their time while shooting. Each step is methodical, from opening the action, to loading to cocking the hammer and settling for the shot — promoting careful thought and a steady hand. You get some amazing accuracy from virtually any caliber barrel, going far to help a shooter create accurate loads for his favorite cartridges. The TC design is truly like a sort of mini-rifle if you do your part.

Learning Curves

That original .22 barrel showed potential for great accuracy, but I was limited by the iron sights. Sub-1" groups at 25 yards were easy, but I knew it had

Continued on page 72

Introducing:

AMERICAN HANDGUNNER SPECIAL EDITION 1911

The All-American Handgun For All American Handgunners



It stands to reason that the most perfect pistol yet created for the American shooter would be the end result of a cooperative effort between Les Baer Custom, America's premier custom pistolsmith, and American Handgunner magazine, the leading publication dedicated to excellence in handgun design and performance.

The new **AMERICAN HANDGUNNER SPECIAL EDITION 1911** starts with America's most iconic handgun, chambered in popular .45 ACP. Then it's custom built by Les Baer Custom with the care and precision that has made Les Baer 1911s the world's finest custom pistols...and with the thoughtful extra touches preferred by American Handgunner's readers. Special features include:

- All steel components with Government length 5" slide and barrel;
- Brushed hard chrome lower with blued top end;
- Rolo adjustable sights with tritium night sight inserts;
- Special double diamond VZ black and blue grips;
- Special "AH" serial number prefix;
- Guaranteed to shoot 3" groups at 50 yards.

For a closer look at the new AMERICAN HANDGUNNER SPECIAL EDITION, visit the Les Baer Custom website or request our 2020 catalog.

Some of our most popular models include:



Baer 1911 Premier II®
The flagship of the Baer Custom line.



Baer 1911 KENAI Pistol, 10mm
Honoring the Great State of Alaska.



Baer 1911 BOSS, .45
High performance tribute to one of America's most popular muscle cars.



Baer 1911 Black Baer, 9mm
Perfect compact carry size.

1804 Iowa Drive • LeClaire, Iowa 52753
Ph: 563-289-2126 • Fx: 563-289-2132
Email: info@lesbaer.com

See our entire line of high performance custom pistols at...
www.lesbaer.com

Office Hours: 8:00 AM – 5:00 PM Central Time

LES BAER CUSTOM, INC.
Performance. It's Everything.



Dealers send FFL for Dealer Pricing!

HELLCAT[®] PRO



17 RND MAG
●●●●●●●●
●●●●●●●●
NOW AVAILABLE

